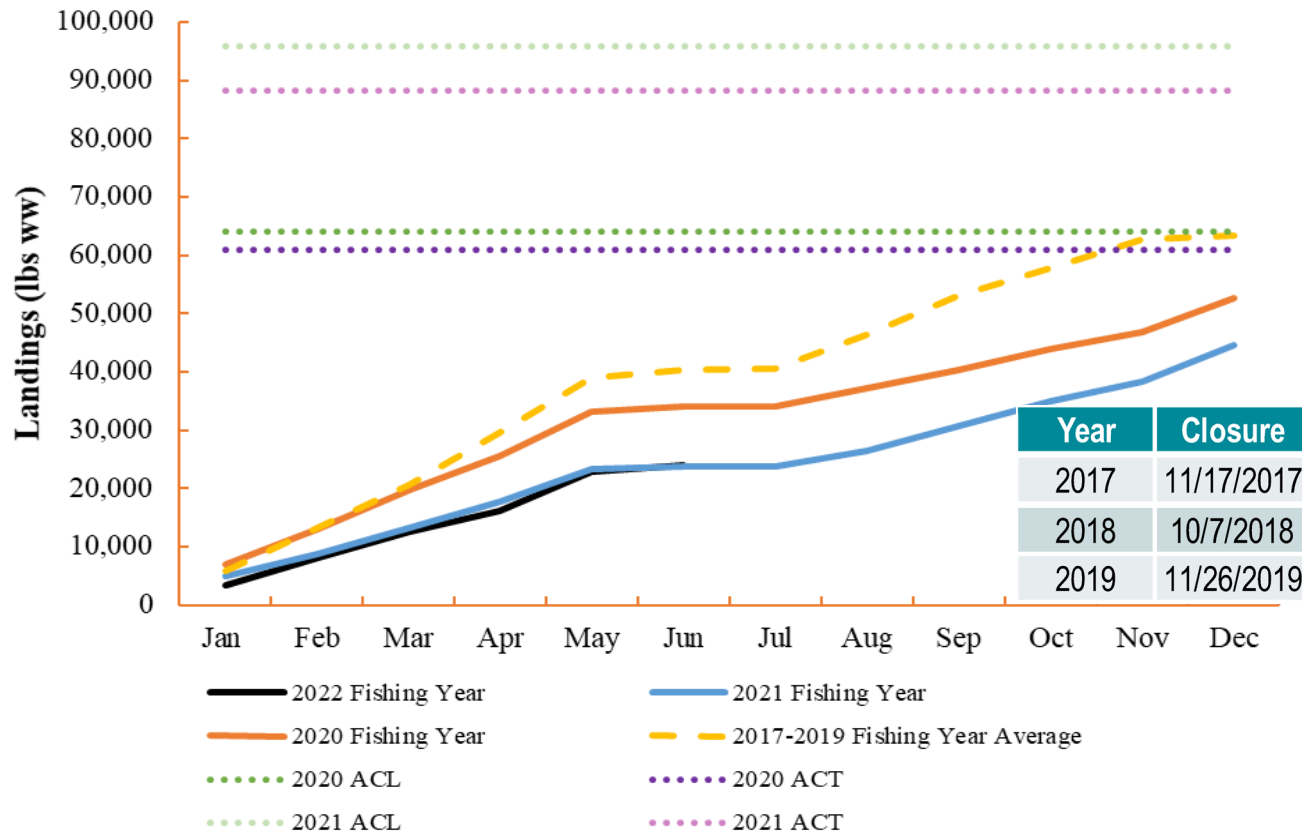



# Notes on Landings Data

- All 2022 landings are preliminary.
- Commercial landings are available through October 3, 2022. 2021 landings are final
- All ACLs are based on recommended catch limits in currently monitored units.
- As a reminder, landings can be viewed at:  
<https://www.fisheries.noaa.gov/southeast/sustainable-fisheries/southeast-region-annual-catch-limit-acl-monitoring>

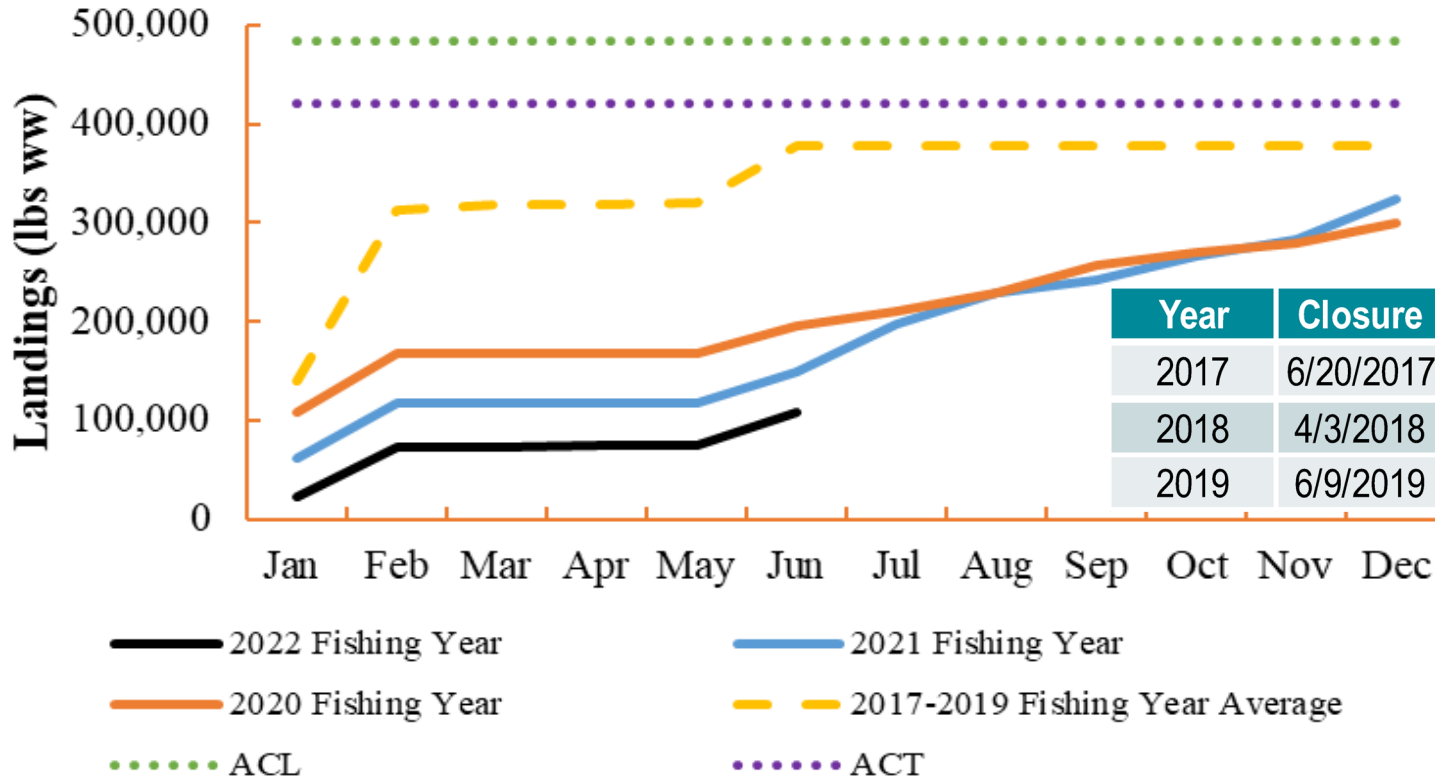

# Gray Triggerfish Commercial Landings



- Preliminary 2022 landings through October 3: **32,321 lb ww, 36.6% of ACT, 33.7% of ACL.**

**Note:** 2012 to 2020 commercial ACL was 64,100 lbs and ACT was 60,900 lbs. 2021 to present commercial ACL is 94,949 lbs and ACT is 88,273 lbs. ACL and ACT are based on recommended catch limits in MRIP-CHTS units. Fishing year is January 1 through December 31. There is a seasonal closure June 1 - July 31.

# Greater Amberjack Commercial Landings

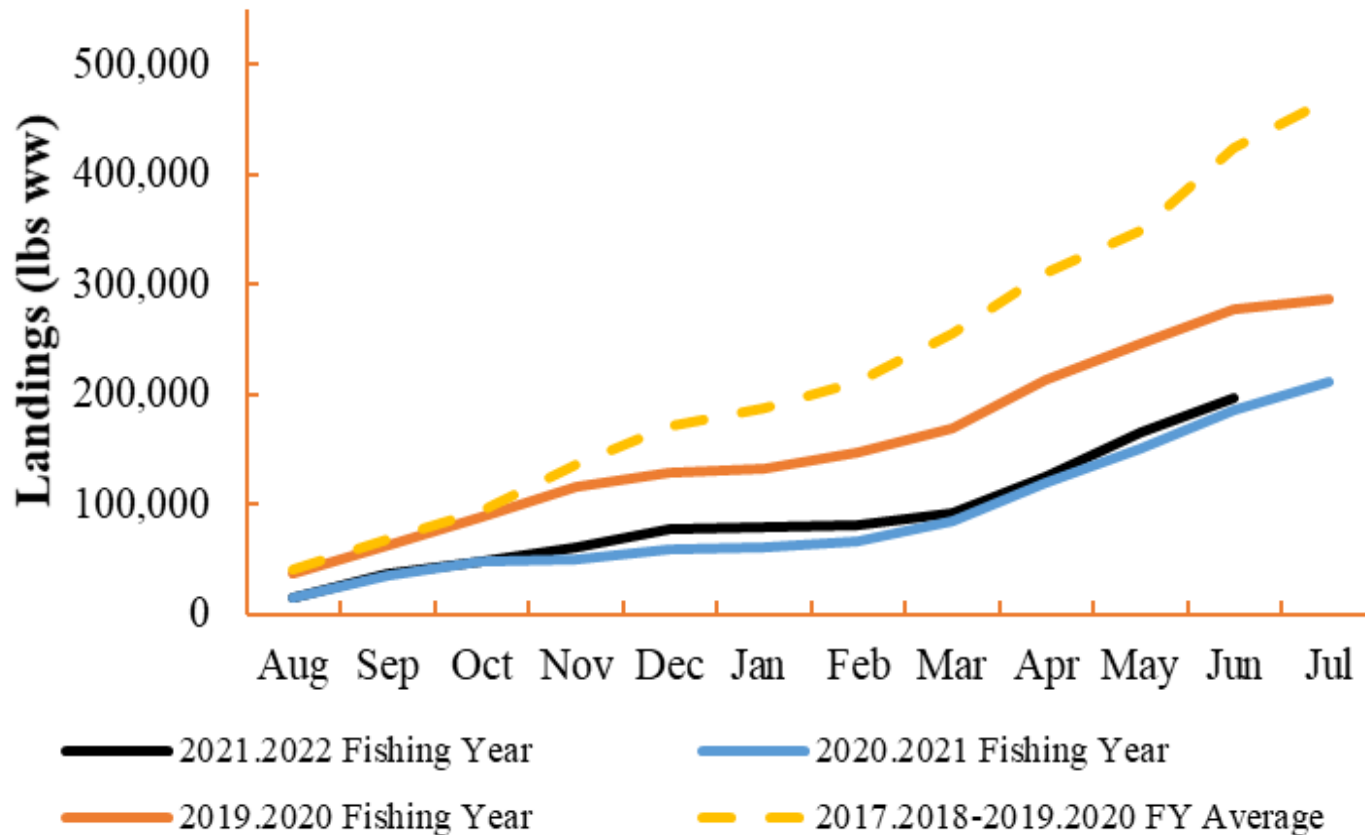


- Preliminary 2022 landings through October 3: **203,356 lb ww**, 48.3% of ACT, 42.0% of ACL.

**Note:** 2020 to present commercial ACL is 484,380 lbs and ACT is 421,411 lbs. ACL and ACT are based on recommended catch limits in MRIP-CHTS units.

Fishing year is January 1 through December 31. There is a seasonal closure March 1 - May 31.

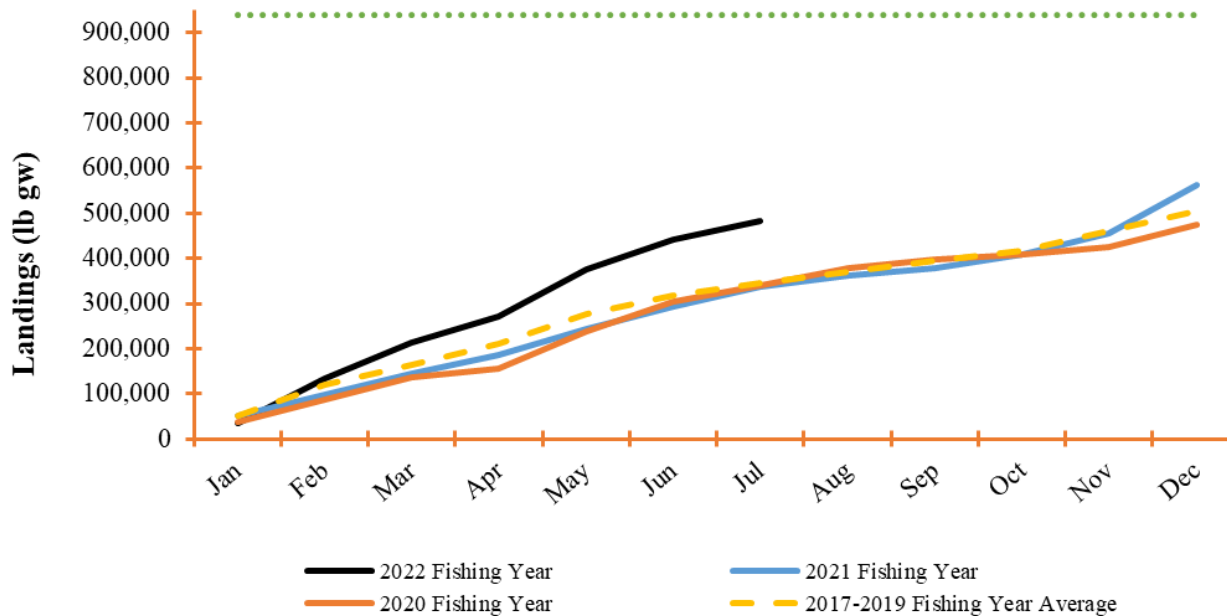
# Yellowtail Snapper Commercial Landings



- Preliminary 2021-2022 landings through July 31: **250,147 lb ww**, combined stock landings at 31.2% of ACL.

**Note:** 2013 to present stock ACL is 901,125 lbs. ACL is based on recommended catch limits in MRFSS units. Fishing year is August 1 through July 31.

# Gag Grouper IFQ Landings



- Preliminary 2022 landings through October 5: **545,924 lb ww**, 58.1% of gag quota.

**Note:** 2015 to present gag grouper IFQ quota is 939,000 lbs gw.

Fishing year is January 1 through December 31.

# Shallow Water Grouper (SWG IFQ Landings)

Shallow Water Grouper							
Shallow Water Grouper: Black grouper, scamp, yellowmouth grouper, and yellowfin grouper*							
Year	Fishing Year	Recreational Landings*	Comm. IFQ Landings**	% IFQ Quota	Total Landings	ACL	ACL %
2022	Jan 1- Dec 31	102,577	116,459	22.1	219,036	710,000	30.9
2021		198,288	154,171	29.4	352,459	710,000	49.6
2020		109,028	144,454	27.5	253,482	710,000	35.7
2019		189,039	140,083	26.7	329,122	710,000	46.4

\*Rec landings through wave 3

\*\*[IFQ Landings](#) as of 10/5/2022

\*All black grouper landings reported in Monroe County were assigned to the South Atlantic.