

2023 Alabama Recreational Red Snapper Season Update and 2024 Season Information



Gulf of Mexico Fishery Management Council Meeting
April 9, 2024

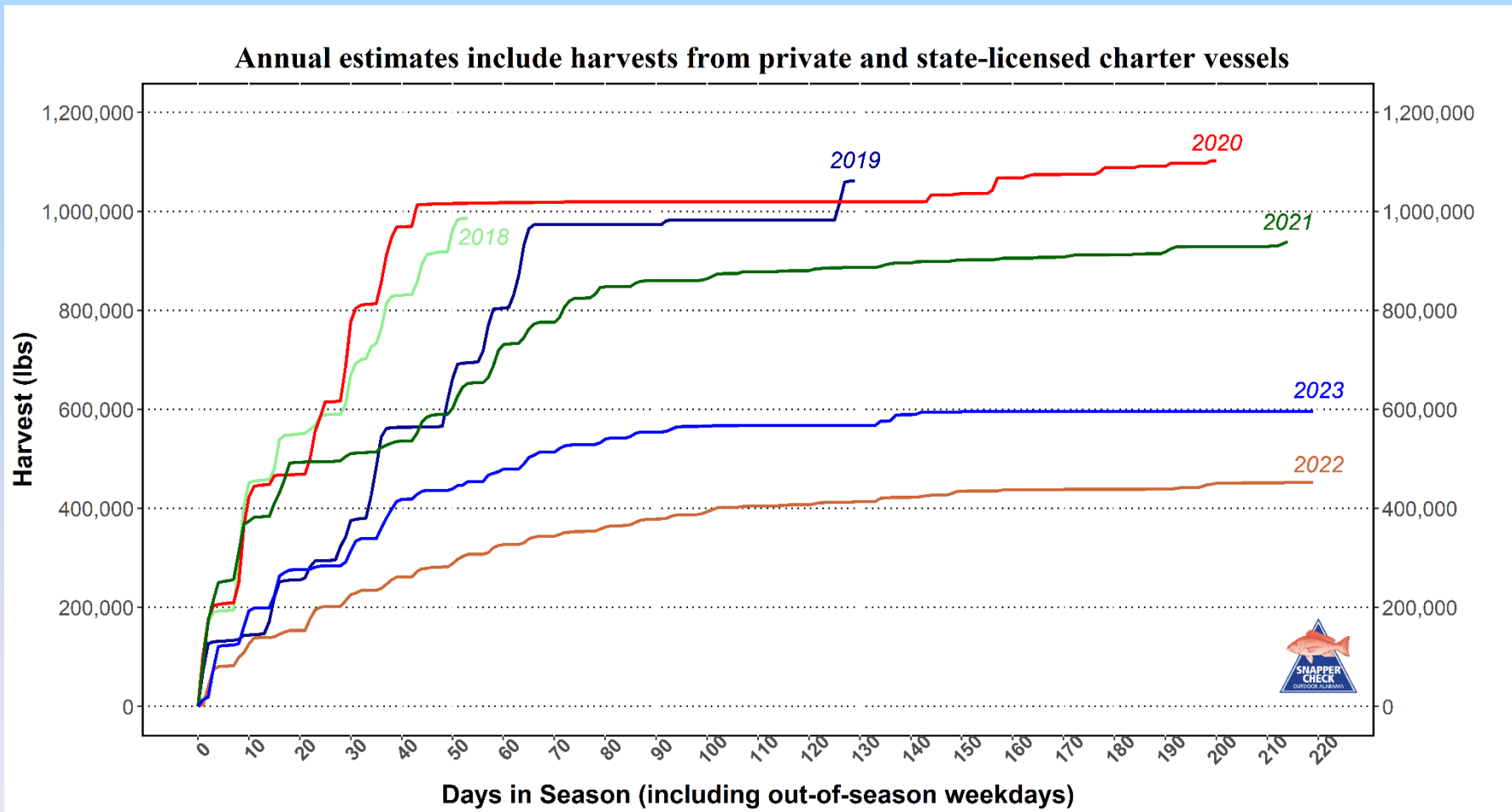


2023 Red Snapper Season Highlights

- Private and state-licensed charter vessel season opened for four-day weekends (Fridays – Mondays) on Friday, May 26th
- Season temporarily closed Sept. 4th and reopened for two-day weekends (Saturdays and Sundays) Sept. 29th – Oct. 2nd and four-day weekends Oct. 6th - 16th
- 16” TL minimum size and 2-fish per person per day creel limit
- Final harvest estimate is 596,083 lbs which exceeded the allocation by 4,098 lbs



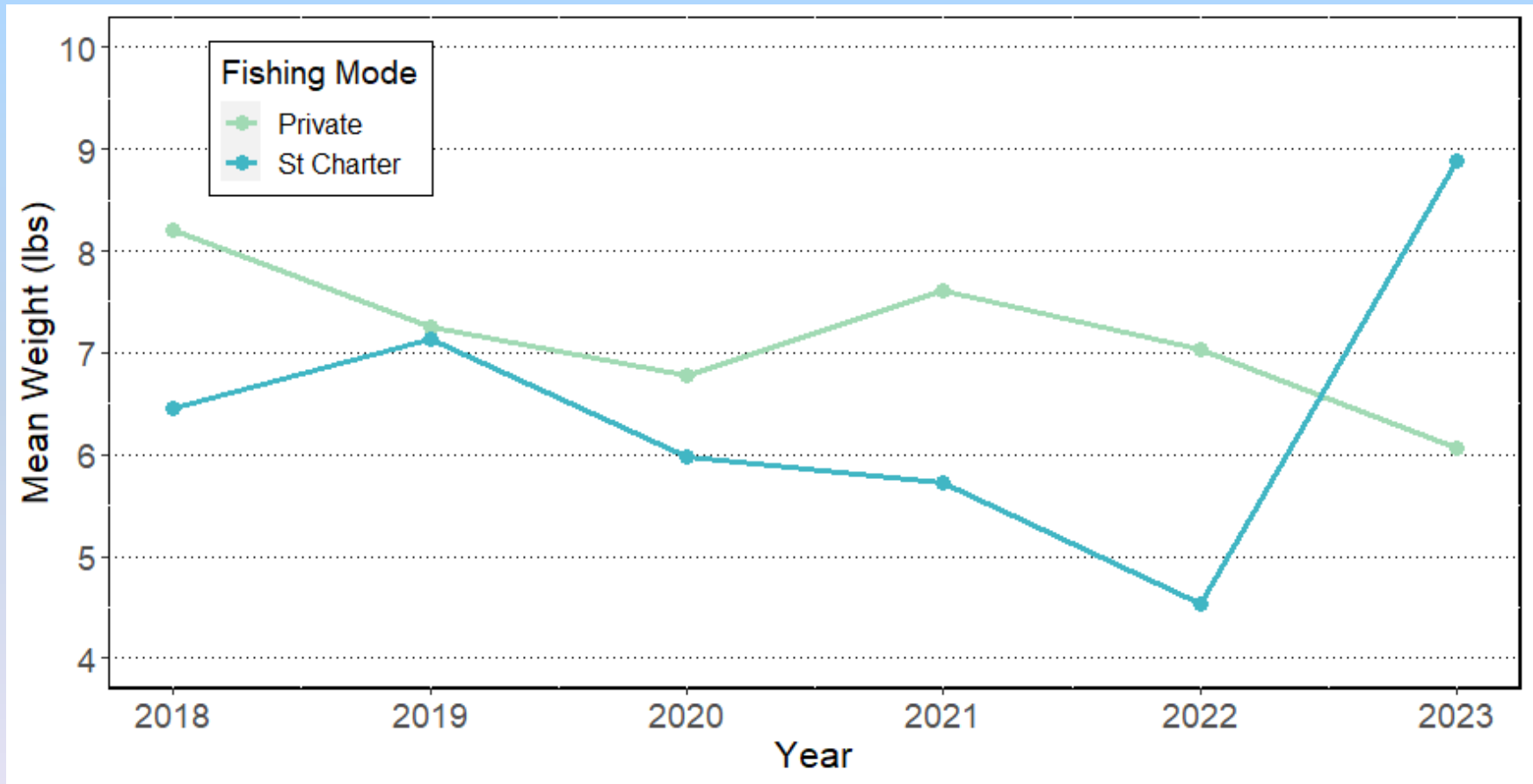
Snapper Check harvest estimates during state management, 2018-2023



- Fishing seasons consisted primarily of 3 or 4-day weekends (Fridays – Sundays or Fridays – Mondays)
- Harvest includes landed fish and fish released dead
- Calibration of Snapper Check estimates to Federal MRIP estimates began in 2023



Mean weight of Red Snapper by mode fished during state management, 2018-2023.

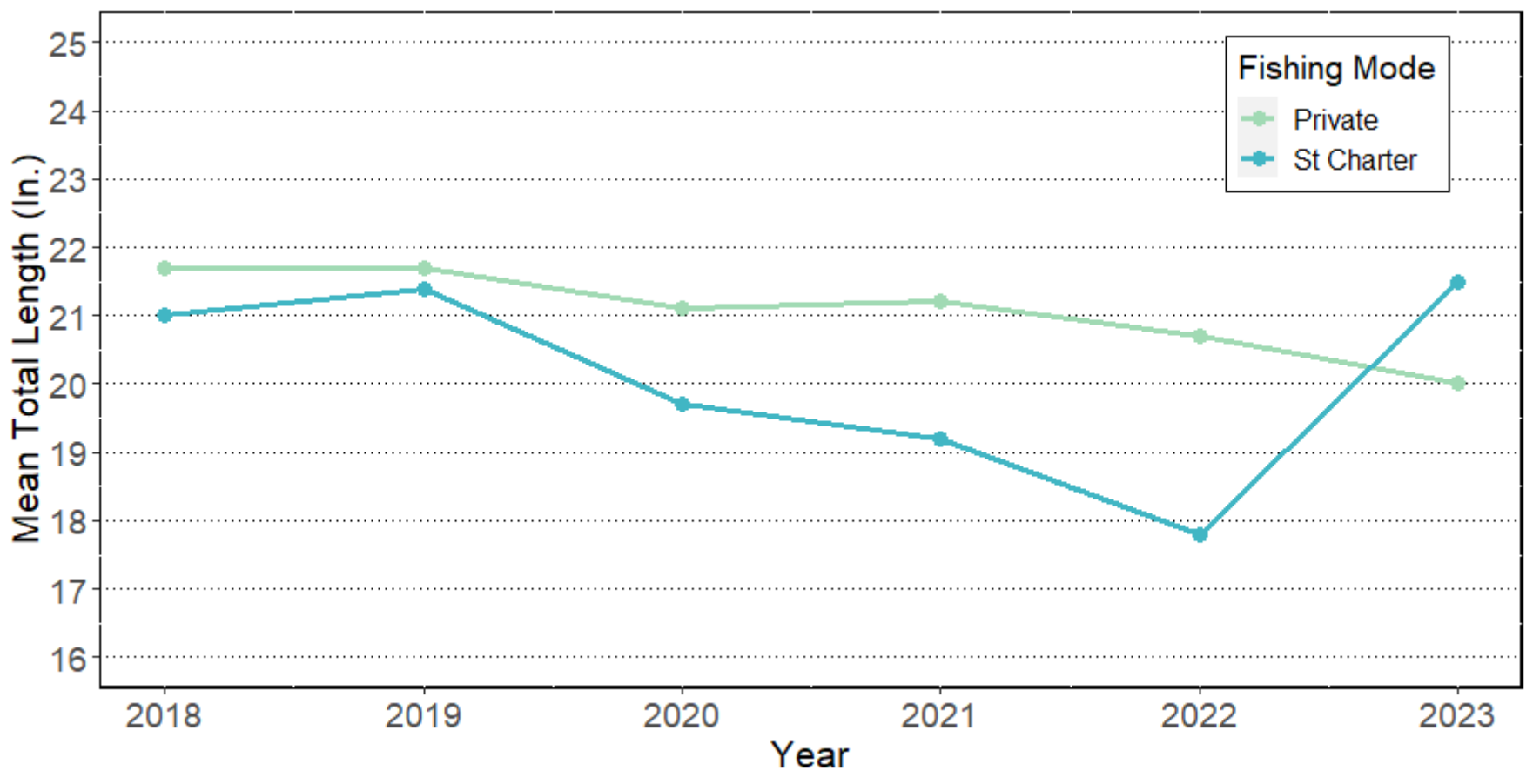


Number of Red Snapper weighed by year and fishing mode

Mode	2018	2019	2020	2021	2022	2023
Private	780	1244	1154	800	459	425
St Charter	42	101	197	159	67	88
Totals	822	1345	1351	959	526	513



Mean lengths of Red Snapper by mode fished during State Management, 2018-2023.

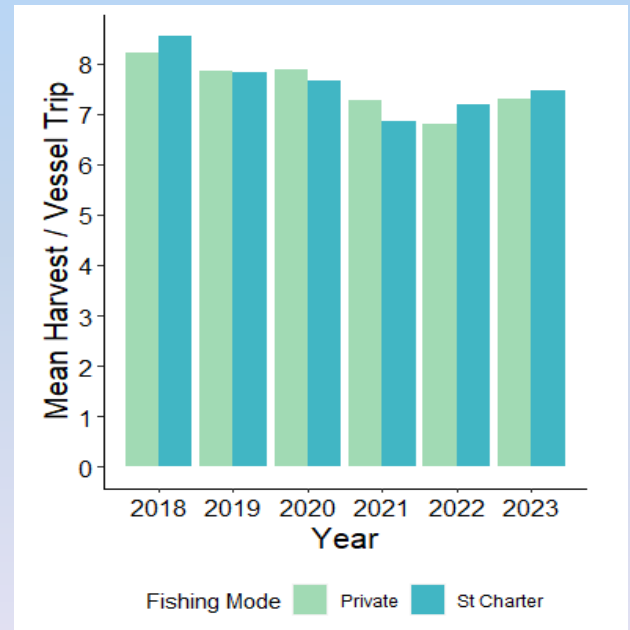
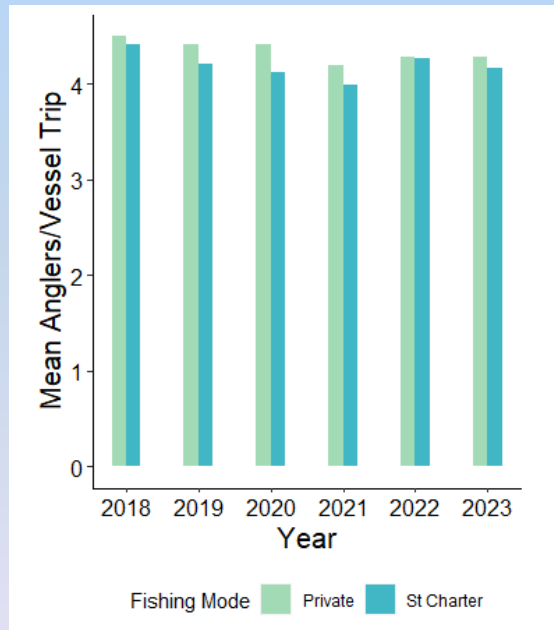
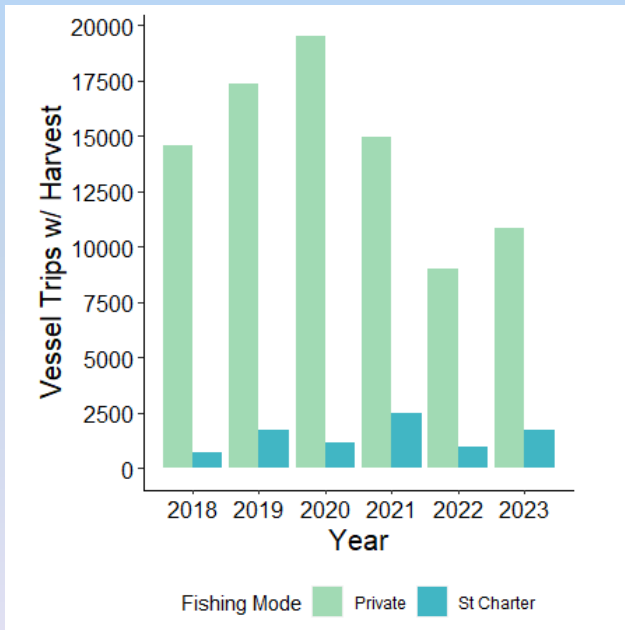


Number of Red Snapper measured by year and fishing mode

Mode	2018	2019	2020	2021	2022	2023
Private	780	1244	1154	800	459	425
St Charter	42	101	197	159	67	88
Total	822	1345	1351	959	526	513



Number of Vessel Trips with Red Snapper Harvest, mean number of anglers per vessel and Mean Red Snapper harvested per vessel during the 2023 season from landing reports.



Alabama Red Snapper Season Summary under State Management

Year	Open Date	Close Date	Primary Season Structure	Season Re-open Dates	Season Re-Close Dates	Total Days	Allocation (lbs)
2018	June 1	July 22	3-day weekends	-	-	28	984,291*
2019	June 1	Aug. 5	3-day weekends	Aug. 31 / Oct. 4	Sept. 1 / Oct. 6	36	1,079,573
2020	May 22	July 3	4-day weekends	Oct. 10	Dec. 6	44	1,122,662
2021	May 28	Dec. 27	4-day weekends	-	-	124	1,122,662
2022	May 27	Dec. 31	4-day weekends	-	-	126	1,122,662
2023	May 26	Sept. 4	4-day weekends	Sept. 29	Oct. 16	72	591,185*

* - Allocation overage occurred



2024 Recreational Season:

- Season will open Friday, May 24th
- Landing of Red Snapper by private and state-licensed charter vessels is allowed Fridays – Mondays until allocation is met
- Weekdays during the week of Independence Day (Mon-Thurs) will also be open
- 16” TL minimum size and 2-fish per person per day creel limit
- Allocation will be 591,185 lbs (increased to 664,552 lbs pending approval of 2023 Council Framework Action)



QUESTIONS??

