



# 2023 RECREATIONAL RED SNAPPER UPDATE AND 2024 SEASON

Chris Schieble | Gulf Council Meeting | April 9, 2024

# 2023 Red Snapper Season

- 2023 allocation for private recreational and state charter harvest was 934,587 pounds.
- The private recreational and state charter red snapper season opened as a 7 day a week season on May 26<sup>th</sup> in both state and federal waters with a 3 fish bag limit.
- A bag limit adjustment to 4 fish per angler was made beginning on July 17th .
- Longest red snapper season since state management at 220 days.
- 878,464 pounds (94%) were harvested by private recreational and state charter anglers.



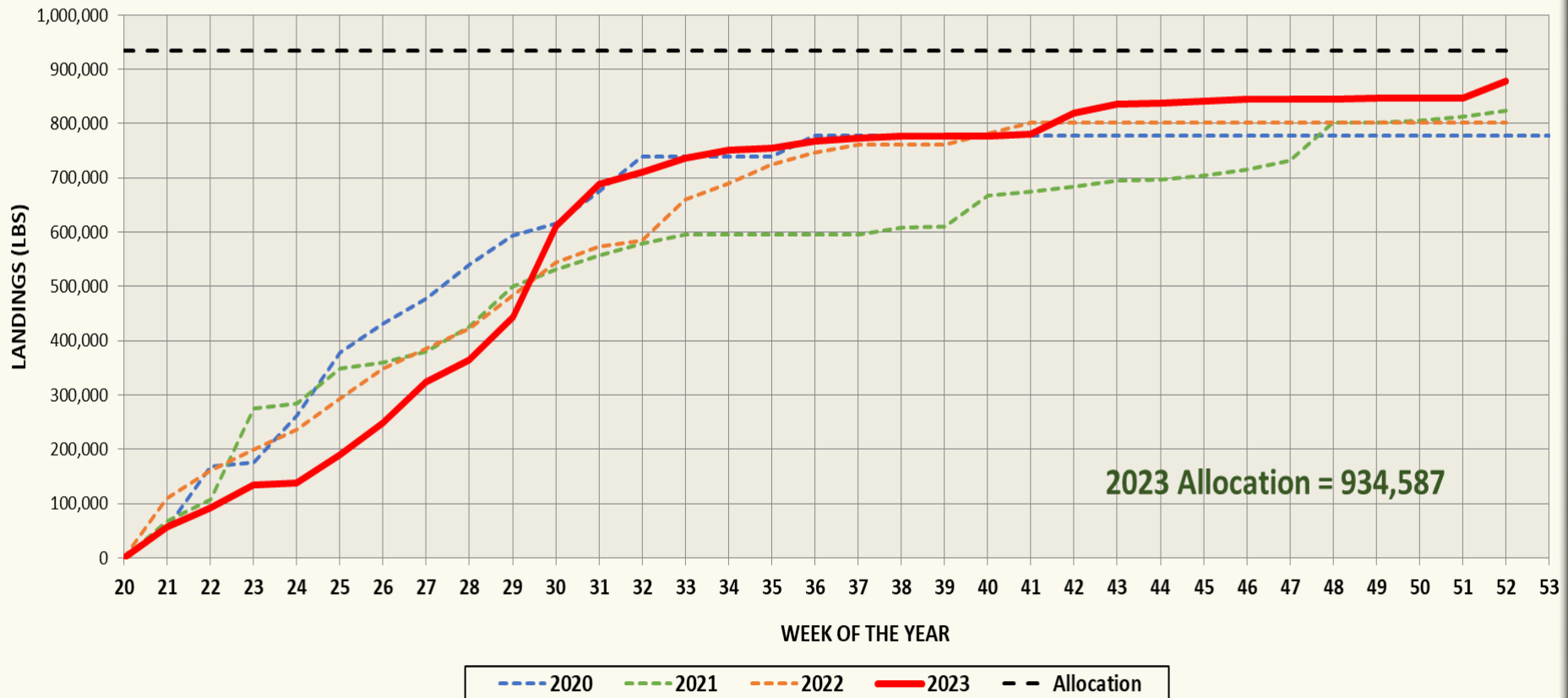
# 2023 Red Snapper Season

- Harvest by sector:
  - Private Recreational – 823,355 pounds
  - State Charter – 55,109 pounds
  - Federal Charter (not part of allocation) – 156,105 pounds
- 56,123 pounds (6%) of allocation were not harvested.
- No carryover provision is in place to allow for use of the remaining 2023 allocation.



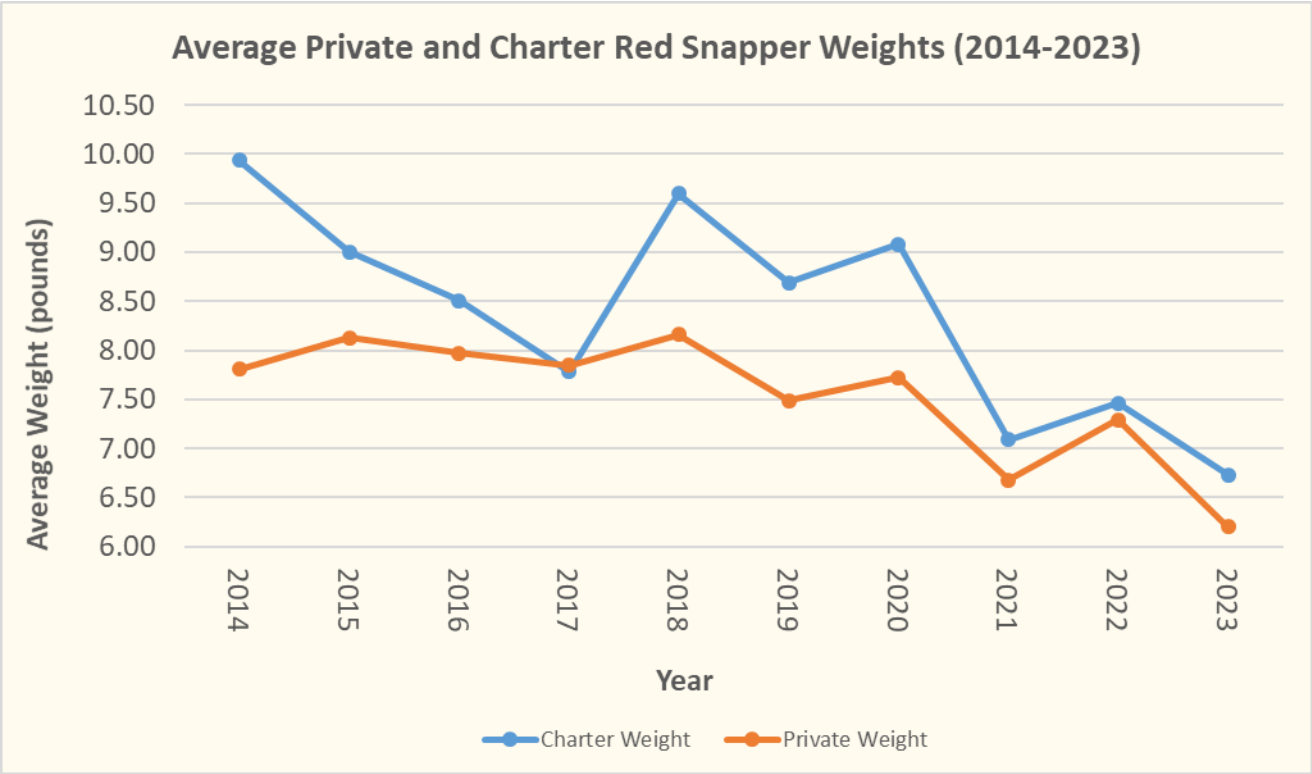
# 2023 RECREATIONAL RED SNAPPER

LOUISIANA'S LA CREEL RED SNAPPER LANDING ESTIMATES  
(LA CREEL - PRIVATE ANGLER AND STATE CHARTER)



- Season started the Friday of Week 21
- Memorial Day was Week 22
- July 4<sup>th</sup> was in Week 27
- Labor Day was Week 36

# Red Snapper Weights (2014-2023)

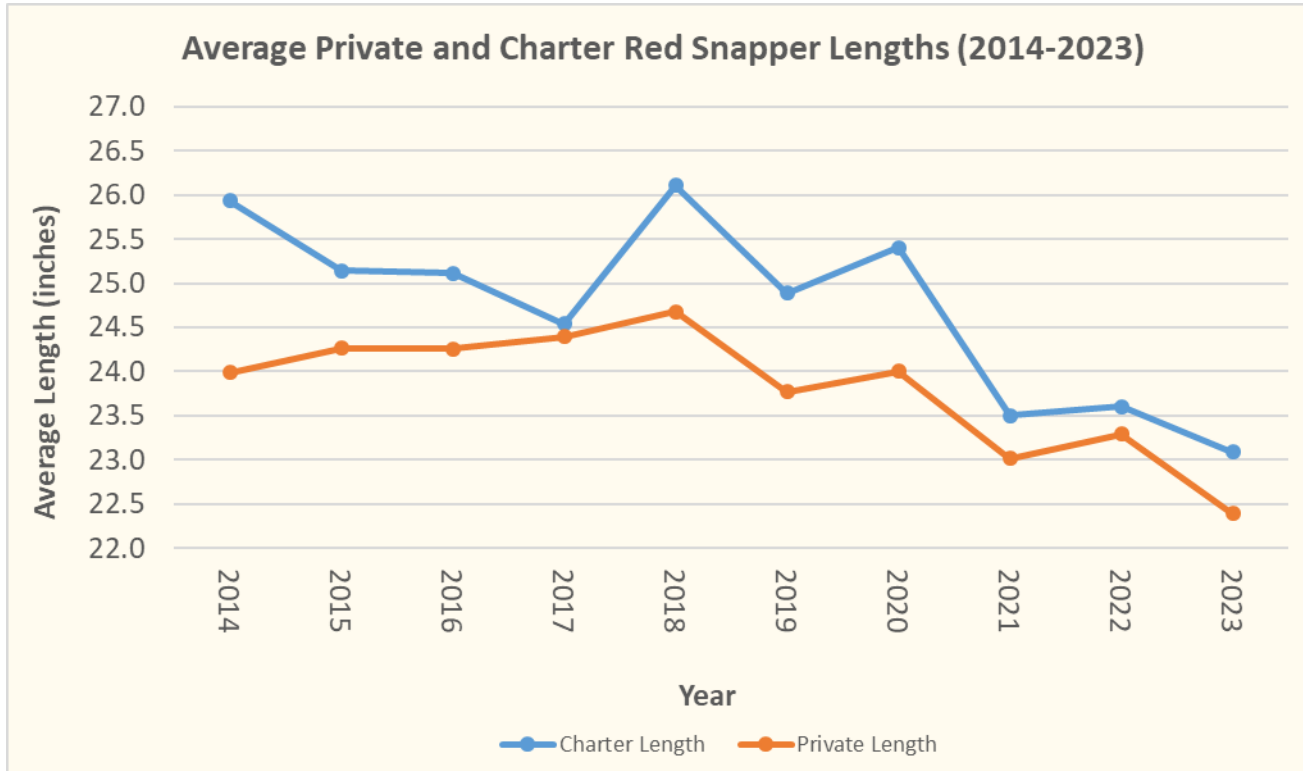


	2014	2015	2016	2017	2018	2019	2020	2021	2022	2023
<b>Private</b>	7.81	8.13	7.97	7.85	8.16	7.49	7.72	6.68	7.29	6.20
<b>Charter</b>	9.94	9.00	8.51	7.78	9.60	8.69	9.08	7.09	7.46	6.73

\*Weights are in Pounds

\*2023 Data through Dec. 31 (584 Charter and 1440 Private weight samples)

# Red Snapper Lengths (2014-2023)



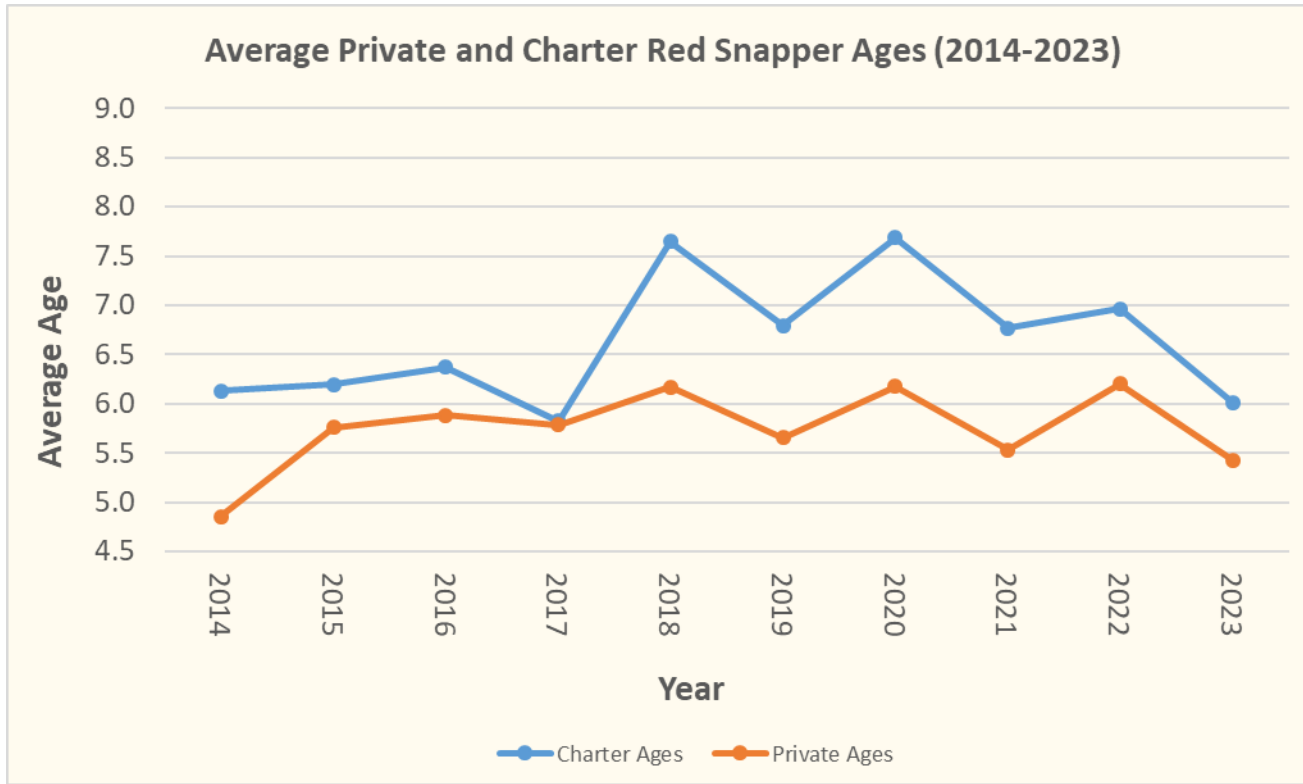
	2014	2015	2016	2017	2018	2019	2020	2021	2022	2023
<b>Private</b>	24.0	24.3	24.3	24.4	24.7	23.8	24.0	23.0	23.3	22.4
<b>Charter</b>	25.9	25.1	25.1	24.5	26.1	24.9	25.4	23.5	23.6	23.1

\*Lengths are in Inches Total Length

\*2023 Data through Dec. 31 (584 charter and 1440 private length samples)



# Red Snapper Ages (2014-2023)



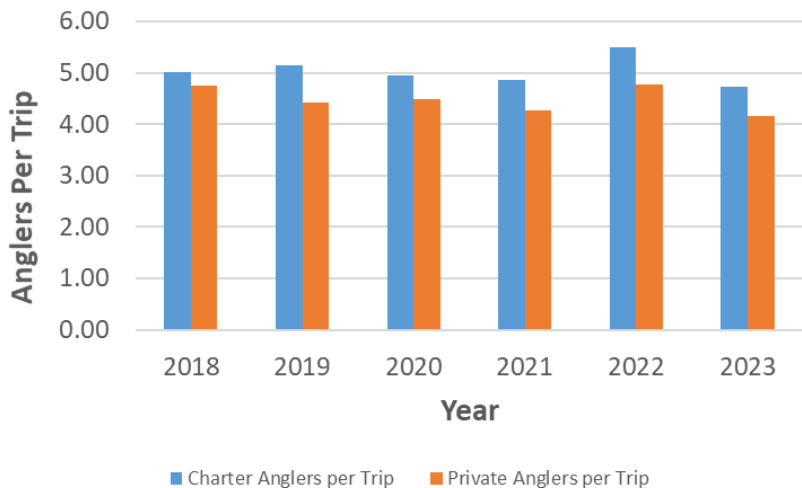
	2014	2015	2016	2017	2018	2019	2020	2021	2022	2023
<b>Private</b>	4.9	5.8	5.9	5.8	6.2	5.7	6.2	5.5	6.2	5.4
<b>Charter</b>	6.1	6.2	6.4	5.8	7.6	6.8	7.7	6.8	7.0	6.0

\*June 1 used as birthday and fractional ages calculated based upon edge codes

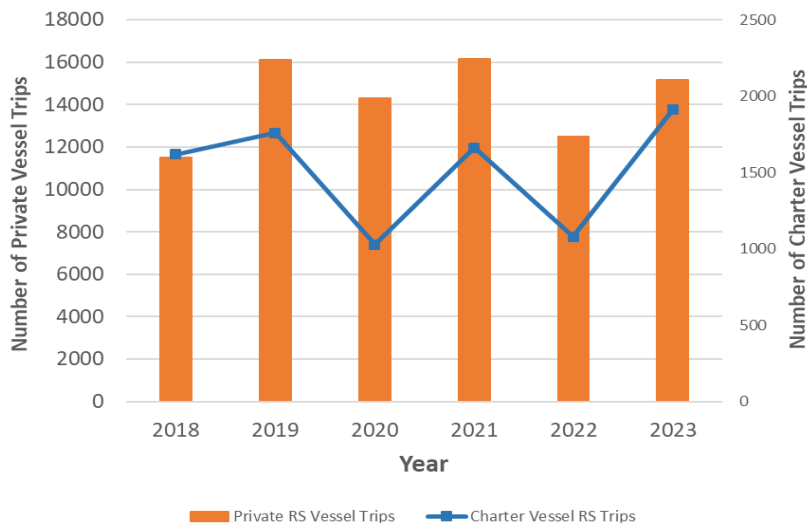
\*2023 ages are still being processed and table currently includes 365 charter age samples and 631 private samples

# Red Snapper Trips (2018-2023)

### Anglers Per Trip



### Red Snapper Vessel Trips



Mode	Year	Average Anglers Per Boat Trip	Estimated Targeted RS Angler Trips	Estimated RS Boat Trips
Charter	2018	5.01	8,104	1,618
Charter	2019	5.15	9,058	1,759
Charter	2020	4.95	5,084	1,027
Charter	2021	4.86	8,082	1,663
Charter	2022	5.49	5,917	1,078
Charter	2023	4.72	9,011	1,909
Private	2018	4.76	54,665	11,484
Private	2019	4.41	71,059	16,113
Private	2020	4.49	64,115	14,280
Private	2021	4.26	68,790	16,148
Private	2022	4.78	59,700	12,479
Private	2023	4.16	63,040	15,154





# LA RECREATIONAL RED SNAPPER SEASONS HISTORY

## (since State Management)

Year	Open Date	Close Date	Structure	Re-Open Date	Re-Close Date	Structure	Total Days	Allocation
2018	May 25	July 8	Daily - 2 fish	July 13	August 12	Weekends -2 fish	60	743,000
2019	May 24	September 3	Weekends – 2 fish	September 27 November 28	November 24 December 31	Weekends – 2 fish Daily – 2 fish	109	816,439*
2020	May 22	August 10	Weekends – 2 fish	September 4	September 7	Daily – 2 fish	41	784,332 (31,901 payback)
2021	May 28	September 6	Weekends – 2 fish	September 24	December 31	Daily – 4 fish	146	816,233*
2022	May 27	September 18	Weekends – 3 fish	October 7	October 14	Daily – 4 fish	62	809,315 (6,943 payback)
2023	May 26	December 31	Daily – 3 fish 4 fish – July 17	N/A	N/A	N/A	220	943,587



- Weekend seasons are Friday, Saturday, and Sunday including the Mondays of Memorial and Labor Day and July 4 on any day of the week.
- \*overage occurred, payback is shown in following year

# 2024 Red Snapper Season



# 2024 RECREATIONAL RED SNAPPER

- 2024 allocation for private recreational and state charter harvest is 934,587 pounds (same as 2023).
- Opened as a 7 day per week season with a 4 fish bag limit on April 15.



# Questions

Chris Schieble  
cschieble@wlf.la.gov

