


2024 Red Grouper Recreational Season Projection




**NOAA
FISHERIES**



Gulf of Mexico Fishery Management Council
Gulf Shores, Alabama
April 8-11, 2024


Gulf Red Grouper Recreational Season

- 2023 Season: Jan 1-Jul 20 (projected in May using avg. 2021-22 landings)
- 2024 Recreational ACL and ACT
 - ACL = 2.02 mp gutted weight
 - ACT = 1.84 mp gutted weight
- Accountability Measures
 - Close if ACL met or projected to be met
 - If landings > ACL, set season length so landings do not exceed ACT
- ACL/ACT exceeded last three years
- 2023 landings = 2.518 mp gutted weight




2024 Gulf Red Grouper Recreational Closure Analysis

- Uses recent landings (2020 to 2023)
- Uses only waves 1-4 (January 1 to August 31) because ACT is projected to be met in this time period.
- Given high Wave 4 (July/August) landing estimate in 2023 during 20-day open period (July 1-20), conducted sensitivity runs with and without 2023 wave 4 data.

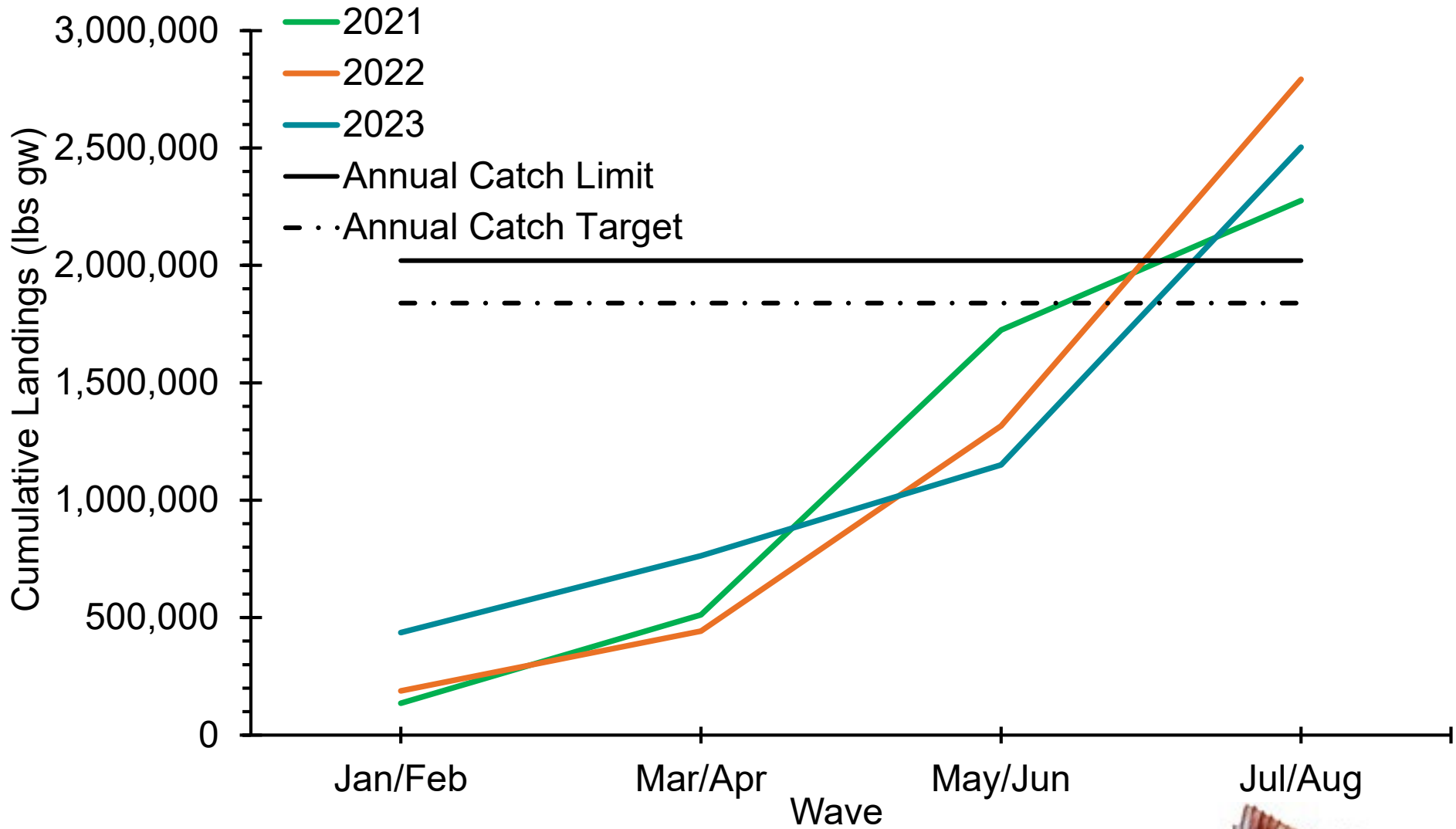


Projections: Predicting Landings

- Waves 1-3 landings were generated from a 3-Year average from 2021, 2022, and 2023 landings
- Wave 4 predicted landings predicted in two ways:
 - 3-Year average of Wave 4 from 2020-2022
 - 3-Year average of Wave 4 from 2021, 2022, and estimated 2023 Wave 4 landings modified to reflect harvest from the entire wave.



Gulf of Mexico Red Grouper Cumulative Recreational Landings




*Data from Southeast Fisheries Science Center's Recreational ACL file



Predicted 2024 Closure Dates when ACT is met

Data	Closure Date
2021	13-Jul
2022	22-Jul
3-Year Average, excludes 2023 Wave 4 (includes 2020-22 avg for wave 4)	2-Aug
3-Year Average with 2023 Wave 4	14-Jul

- Given ACL/ACT have been exceeded the last three years, NMFS plans to set the season from January 1-June 30, 2024. If the ACT is not met after landings through June become available, NMFS may reopen later in the year.



2024 Recreational Gag Annual Catch Limit and Annual Catch Target



Gulf of Mexico Fishery Management Council

Gulf Shores, Alabama

April 8-11, 2024

2023 Gulf Gag Grouper Recreational Season + AMs


- 2023 season: September 1 to October 18
- Accountability Measures
 - AM – payback amount of ACL overage unless best scientific information available determines lesser, greater or no overage adjustment is necessary



2024 Gulf Gag Grouper Recreational Landings (lbs gw)


Sector	January 2024	April 2024
Private (MRIP-FES)	1,399,513	737,706
Private (FL SRFS)	196,337	159,560
Charter + Headboat + LA Creel	171,476	176,645
Shore (98% PSE)	106,602	79,306

- Why did the estimates change?
 - Additional responses to FES survey
 - Reweighting of several highly influential catch interviews
 - Changes to MRIP intercepts also affect SRFS estimates



Gag Grouper Shore Landings

- Between 2018-2023:
 - 6 legal-sized gag intercepted from shore; all from Tampa Bay (either Manatee or Pinellas Co)
 - 240 intercepts with gag catch (nearly all report releases)
 - PSEs range from 70-105% for shore landed gag
- 2023 estimate is highly uncertain
 - Percent Standard Error = 98%
 - Based on 1 legal-sized gag caught in Tampa Bay
- Given highly uncertain catch estimates and low number of intercepts, shore landings not used to calculate 2023 ACL overage



Calculating 2024 Gag Recreational ACL

- Transitioning from MRIP-FES in 2023 to FL SRFS in 2024
 - Need way to account for overage in SRFS units
 - 2023 ACL = 403,759 lbs gw (MRIP FES units)
 - 2024 ACL = 288,000 lbs gw (SRFS; unadjusted for 2023 overage)

Step 1	2023 SRFS calibrated* rec ACL	211,558
Step 2	2023 rec landings w/ SRFS	336,182
Step 3	2023 overage (Step 2-Step 1)	124,624
Step 4	2024 unadjusted ACL	288,000
Step 5	2024 overage-adjusted ACL (Step 4-Step 3)	163,376 lbs gw

- Next step
 - Work with FWC to project fall season



* Cross et al. 2021 – SEDAR 72-WP-04

Questions?

