

Tab B, No. 10(a)

**Sector Separation for Four Reef Fish Species:  
Red Grouper, Gag, Greater Amberjack,  
and Gray Triggerfish**



**January 2021**

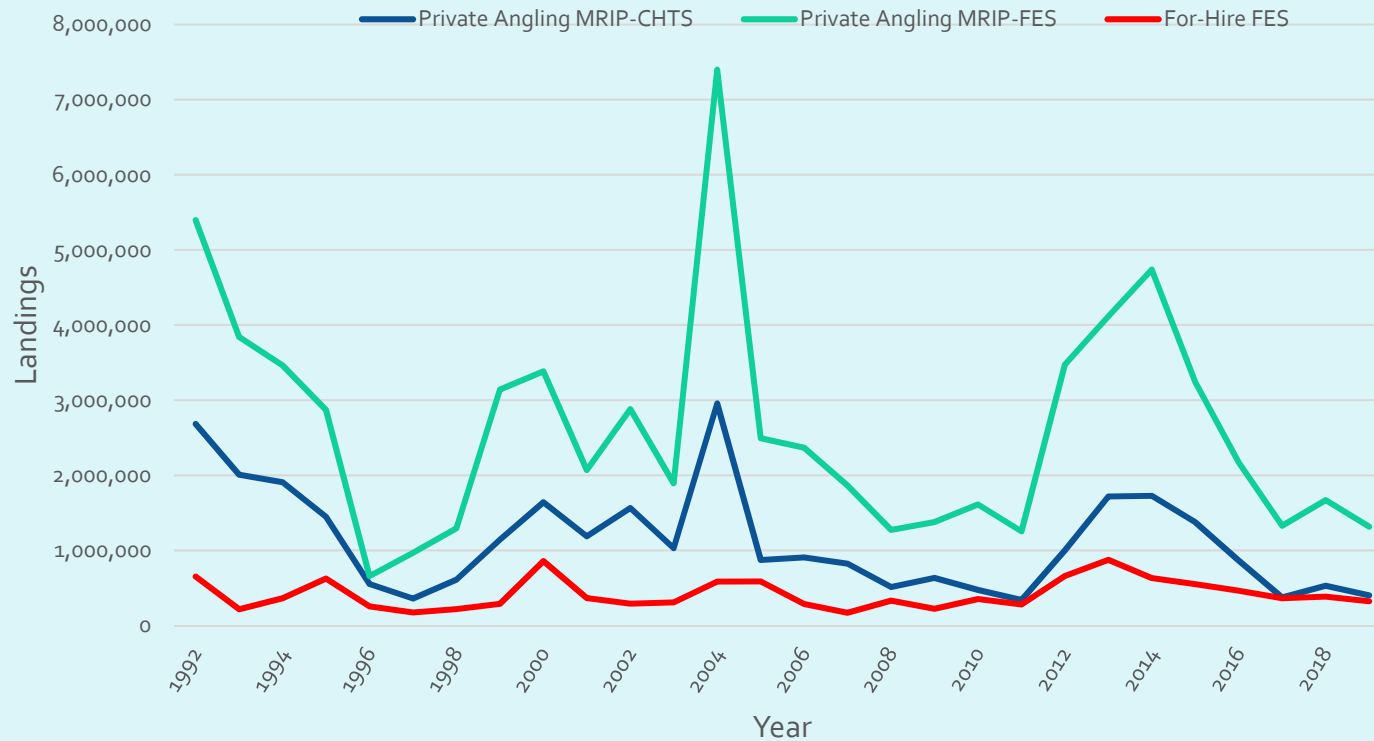
# Outline

- ❖ Introduction
- ❖ Recreational Landings and Effort
  - Red Grouper
  - Gag
  - Greater Amberjack
  - Gray Triggerfish
- ❖ Potential Actions
- ❖ Management Considerations

# Introduction

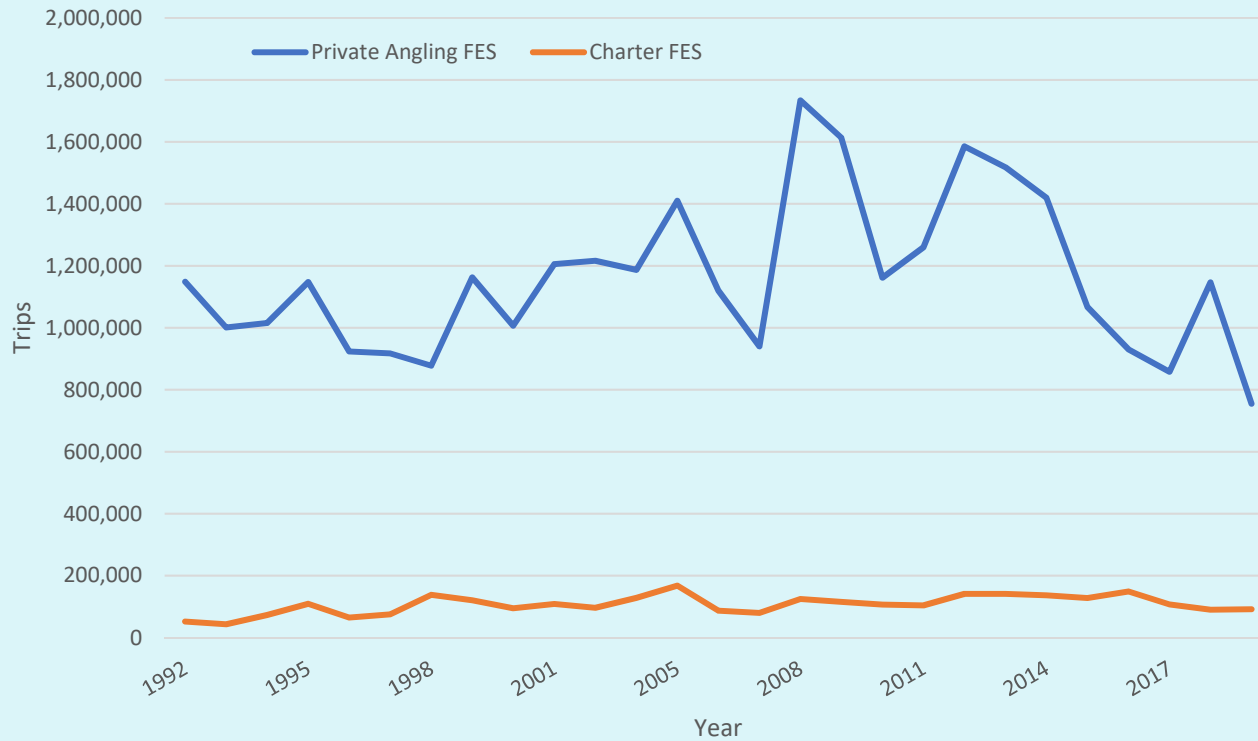
- ❖ Council motion: Request sector separation paper (Sep 2020)
- ❖ Reef Fish Amendment 40: Council implemented sector separation for recreational red snapper (Oct 2014)
- ❖ Sector separation: management of a recreational sector ACL based on separate federal for-hire and private angling components
  - ❖ **Federal for-hire component:** all for-hire operators with a valid or renewable federal reef fish for-hire permit
  - ❖ **Private angling component:** private recreational anglers and all other for-hire operators (e.g., state-licensed)

# Red Grouper Landings by component



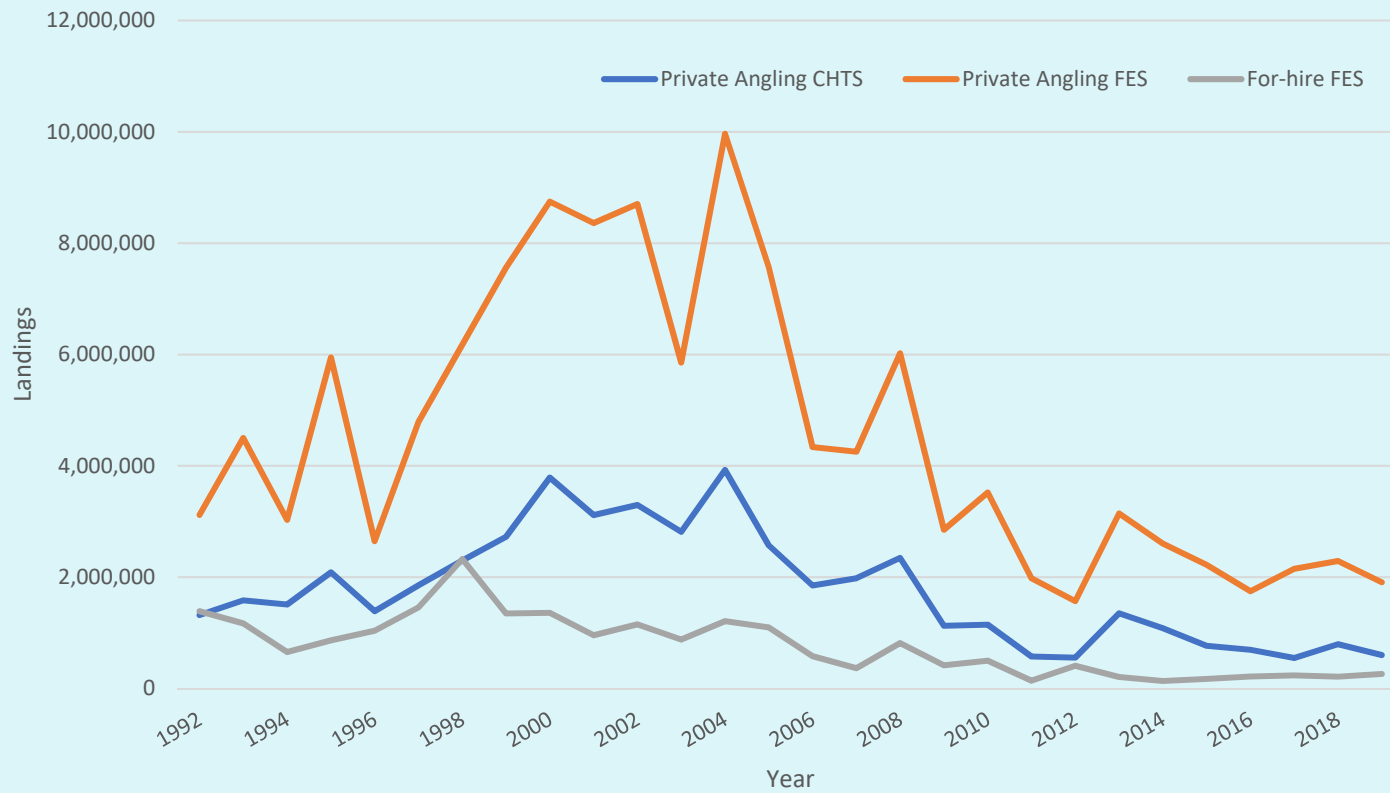
Average	Private Angling MRIP CHTS	Private Angling MRIP FES	For-Hire MRIP FES
	Percent	Percent	Percent
1992 – 2001	75.6%	85.5%	14.5%
2002 – 2011	71.0%	86.0%	14.0%
2012 – 2019	62.5%	82.8%	17.2%
<b>1992 - 2019</b>	<b>70.2%</b>	<b>84.9%</b>	<b>15.1%</b>

# Red Grouper Private Angling and Federal Charter Effort



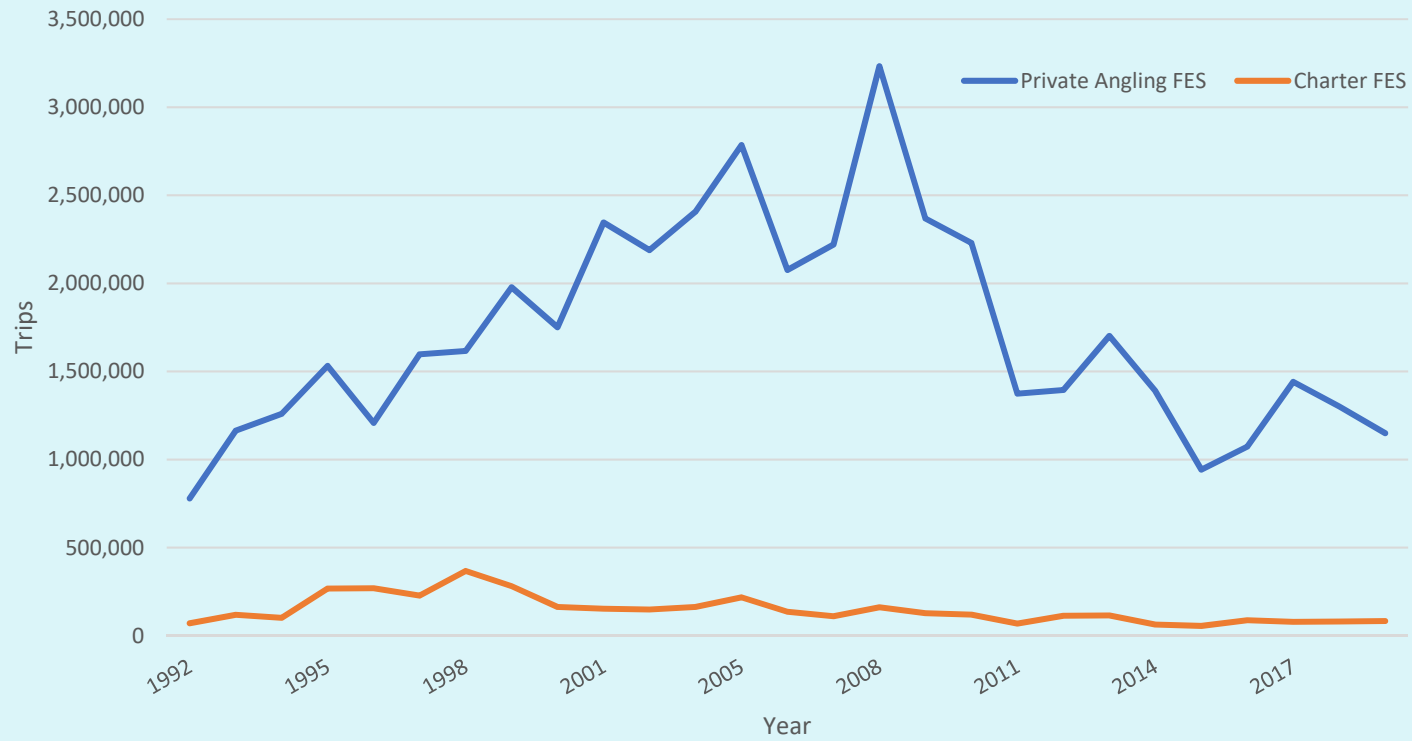
Average	Private Angling MRIP FES	Charter MRIP FES
	Percent	Percent
1992 – 2001	92.2%	7.8%
2002 – 2011	92.0%	8.0%
2012 – 2019	90.1%	9.9%
<b>1992 - 2019</b>	<b>91.5%</b>	<b>8.5%</b>

# Gag Landings by component



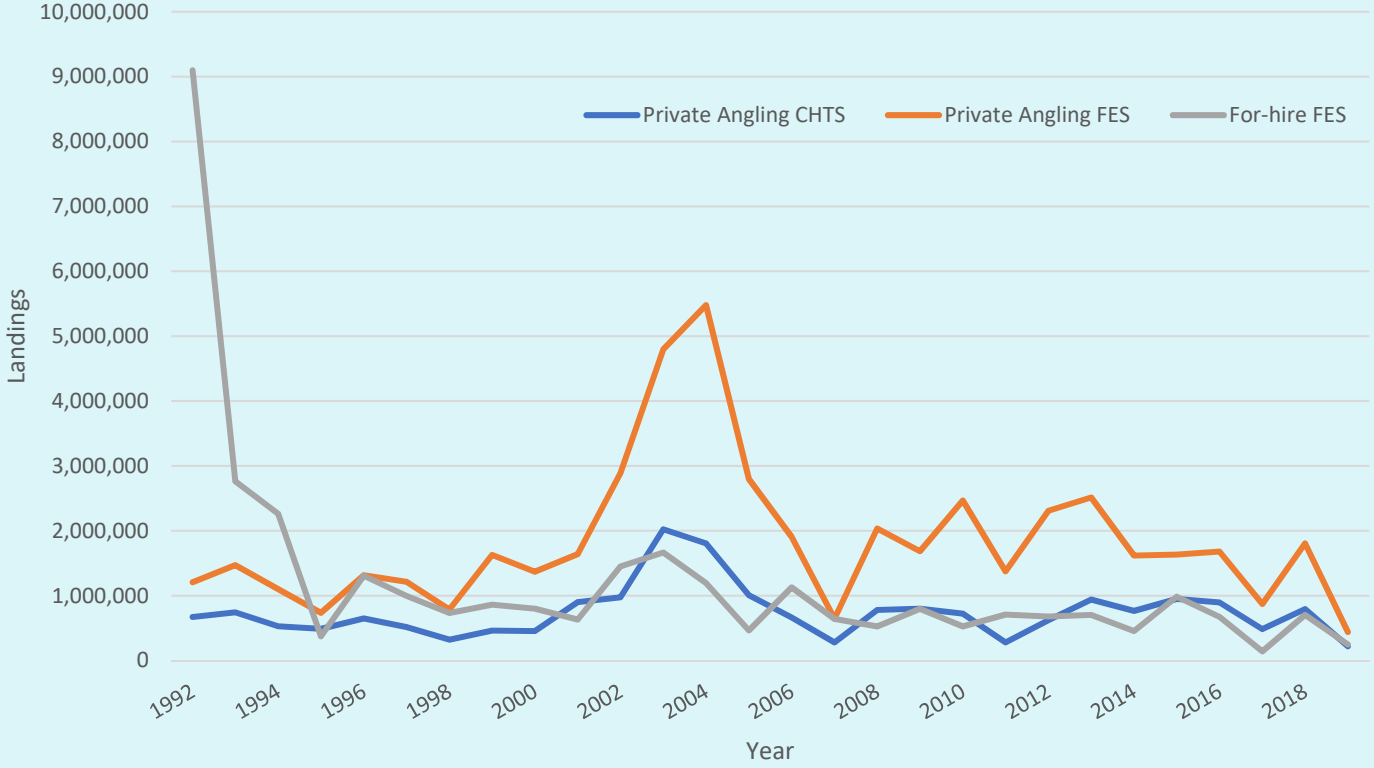
Average	Private Angling MRIP CHTS	Private Angling MRIP FES	For-Hire MRIP FES
	Percent	Percent	Percent
1992 – 2001	62.7%	80.0%	20.0%
2002 – 2011	75.4%	88.8%	11.2%
2012 – 2019	76.1%	89.9%	10.1%
<b>1992 - 2019</b>	<b>71.1%</b>	<b>86.0%</b>	<b>14.0%</b>

# Gag Private angling and Federal Charter Effort



Average	Private Angling MRIP FES	Charter MRIP FES
	Percent	Percent
1992 – 2001	88.4%	11.6%
2002 – 2011	94.4%	5.6%
2012 – 2019	93.8%	6.2%
<b>1992 - 2019</b>	<b>91.9%</b>	<b>8.1%</b>

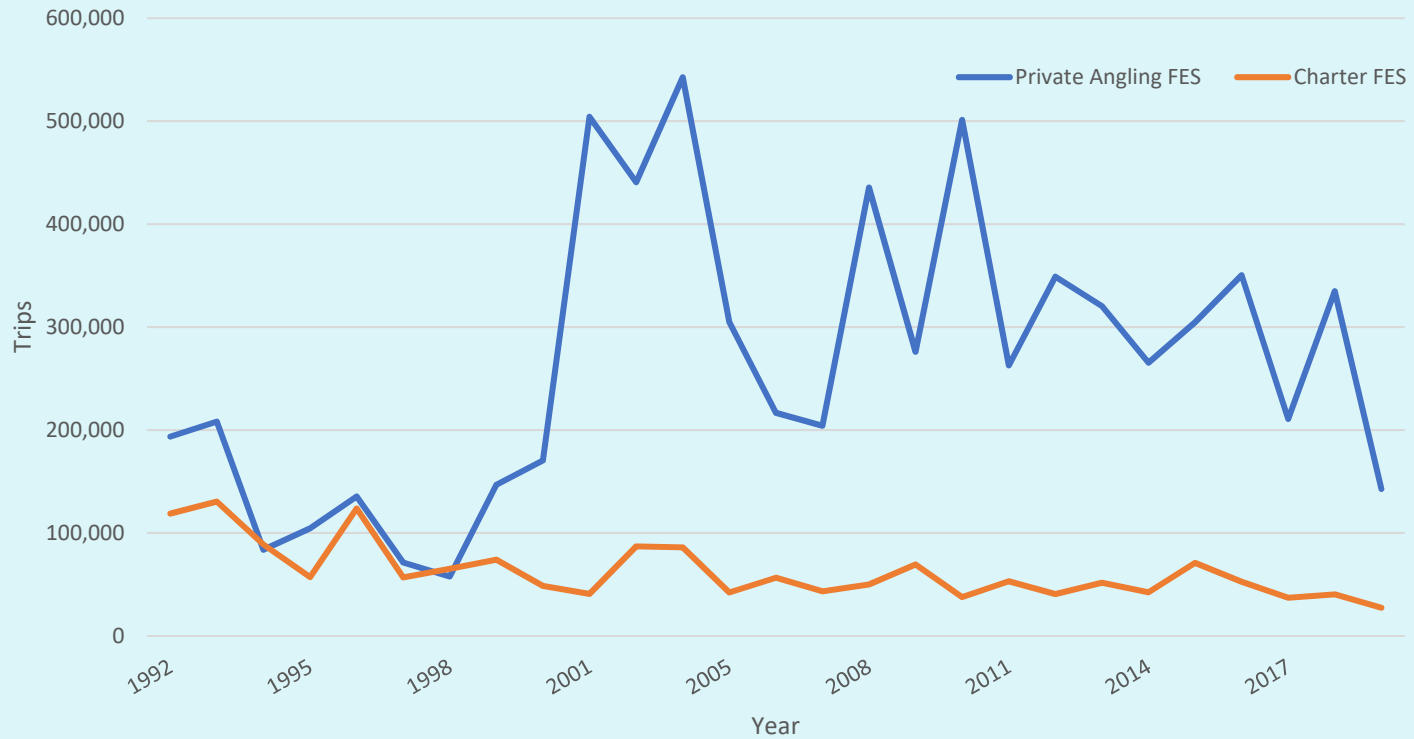
# Greater Amberjack Landings by component



Average	Private Angling MRIP CHTS	Private Angling MRIP FES	For-Hire MRIP FES
	Percent	Percent	Percent
1992 – 2001	33.1%	50.3%	49.7%
2002 – 2011	48.7%	71.7%	28.3%
2012 – 2019	56.4%	73.6%	26.4%
<b>1992 - 2019</b>	<b>45.3%</b>	<b>64.6%</b>	<b>35.4%</b>

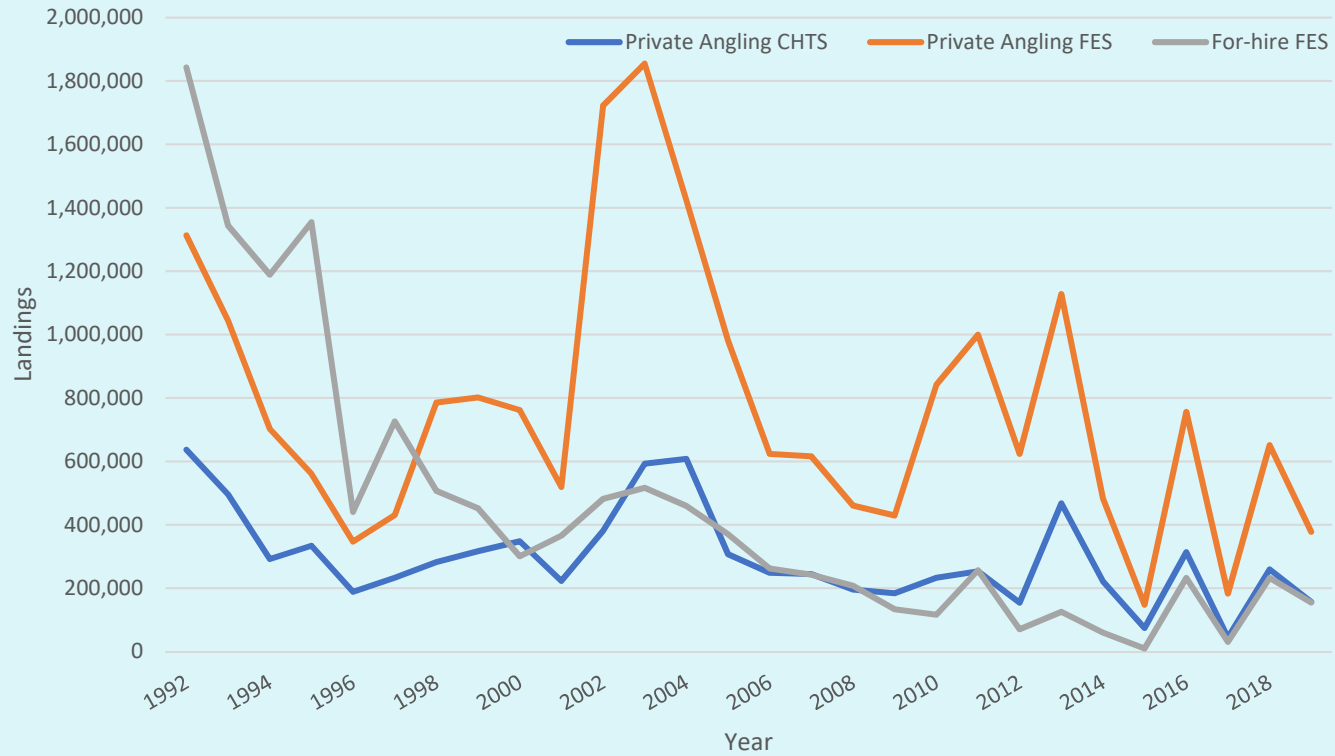


# Greater Amberjack Private angling and Federal Charter Effort



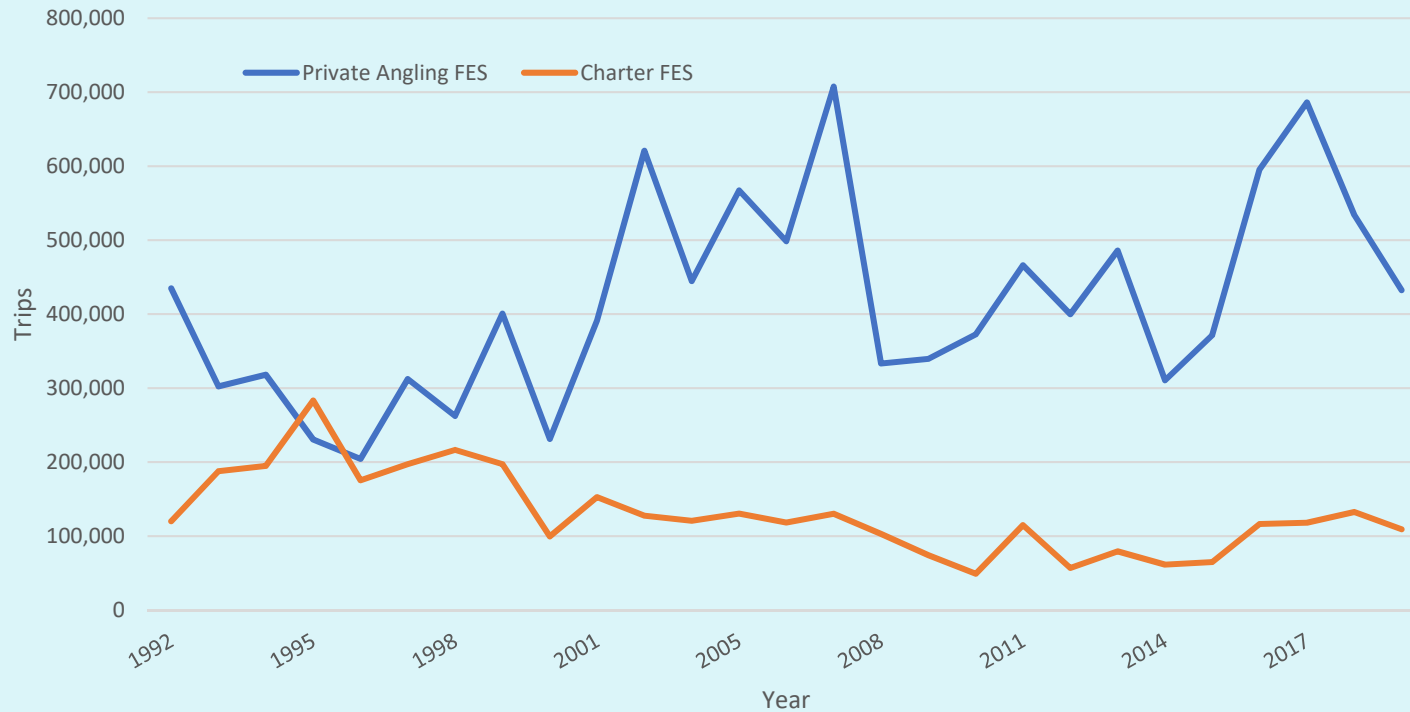
Average	Private Angling MRIP FES	Charter MRIP FES
	Percent	Percent
1992 – 2001	62.8%	37.2%
2002 – 2011	85.0%	15.0%
2012 – 2019	86.0%	14.0%
<b>1992 - 2019</b>	<b>77.1%</b>	<b>22.9%</b>

# Gray Triggerfish Landings by component



Average	Private Angling MRIP CHTS	Private Angling MRIP FES	For-Hire MRIP FES
	Percent	Percent	Percent
1992 – 2001	22.3%	48.8%	51.2%
2002 – 2011	26.0%	75.9%	24.1%
2012 – 2019	32.3%	83.7%	16.3%
<b>1992 - 2019</b>	<b>26.5%</b>	<b>68.5%</b>	<b>31.5%</b>

# Gray Triggerfish Private angling and Federal Charter Effort



Average	Private Angling MRIP FES	Charter MRIP FES
	Percent	Percent
1992 – 2001	62.6%	37.4%
2002 – 2011	81.7%	18.3%
2012 – 2019	83.9%	16.1%
<b>1992 - 2019</b>	<b>75.3%</b>	<b>24.7%</b>

# Potential Actions

- ❖ **Action 1:** Establish private angling and federal for-hire components to manage some, all, or none of the species below with sector separation:
  - ❖ Red Grouper
  - ❖ Gag
  - ❖ Greater Amberjack
  - ❖ Gray Triggerfish
- ❖ **Action 1** could potentially include: a status quo alternative (**none of the species**); and an alternative considering options to select a **subset of species or all 4 species**

continued...

# Potential Actions (2)

- ❖ **Action 2:** For each species selected to be managed with sector separation, establish an **allocation** of the species recreational ACL between the private angling and federal for-hire components based on:
  - ❖ Landings times series
  - ❖ Alternative allocation methods
- ❖ For reference, Reef Fish 40 allocated the red snapper recreational ACL between the components based on entirety of time series available at the time (historical participation) and on the latest years (current trends in participation)

continued...

# Potential Actions (3)

- ❖ **Action 3:** For each species selected to be managed with sector separation, establish **separate accountability measures** (and other relevant applicable measures) for the private angling and federal for-hire components, e.g.,:
  - ❖ Annual catch targets (ACTs)
  - ❖ Provisions to determine season lengths
  - ❖ Payback provisions

# Management Considerations

- ❖ **For-hire**: Data improvements with the implementation of the Southeast For-Hire Electronic Reporting Program (**Jan 2021**)
- ❖ **Red Grouper**: ACL adjustments and Recreational/commercial allocation change considered in Reef Fish Amendment 53 (**ongoing**)
- ❖ **Gag**: Stock assessment SEDAR 72 (**underway**)
- ❖ **Greater Amberjack**: Overfished and undergoing overfishing (SEDAR 70, 2020). Amendment to address GAJ (**expected**)
- ❖ **Gray Triggerfish**: Framework action to modify catch levels (ABC, ACL, and ACT). (**ongoing**)

**Thank you**