



## **2023 RECREATIONAL RED SNAPPER SUMMARY**

Chris Schieble | Reef Fish Committee Meeting | October 24, 2023

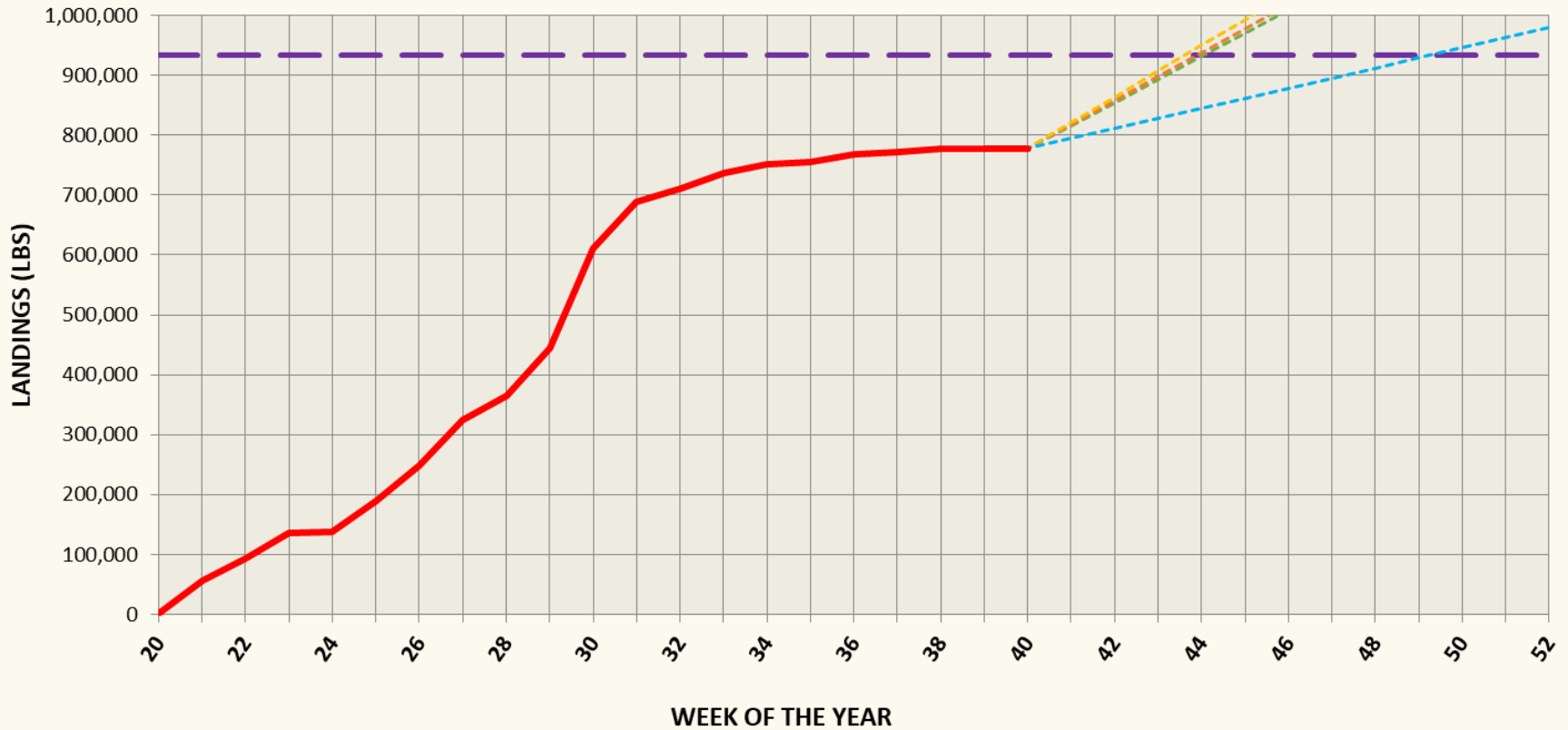
# *2023 Red Snapper Season*

- 2023 allocation for private recreational and state charter harvest is 934,587 lbs.
- The private recreational red snapper season opened on May 26<sup>th</sup> in both state and federal waters daily with a 3 fish bag limit.
- A bag limit adjustment to 4 fish per angler was made beginning on July 17th .
- Season is currently still open



# 2023 RECREATIONAL RED SNAPPER

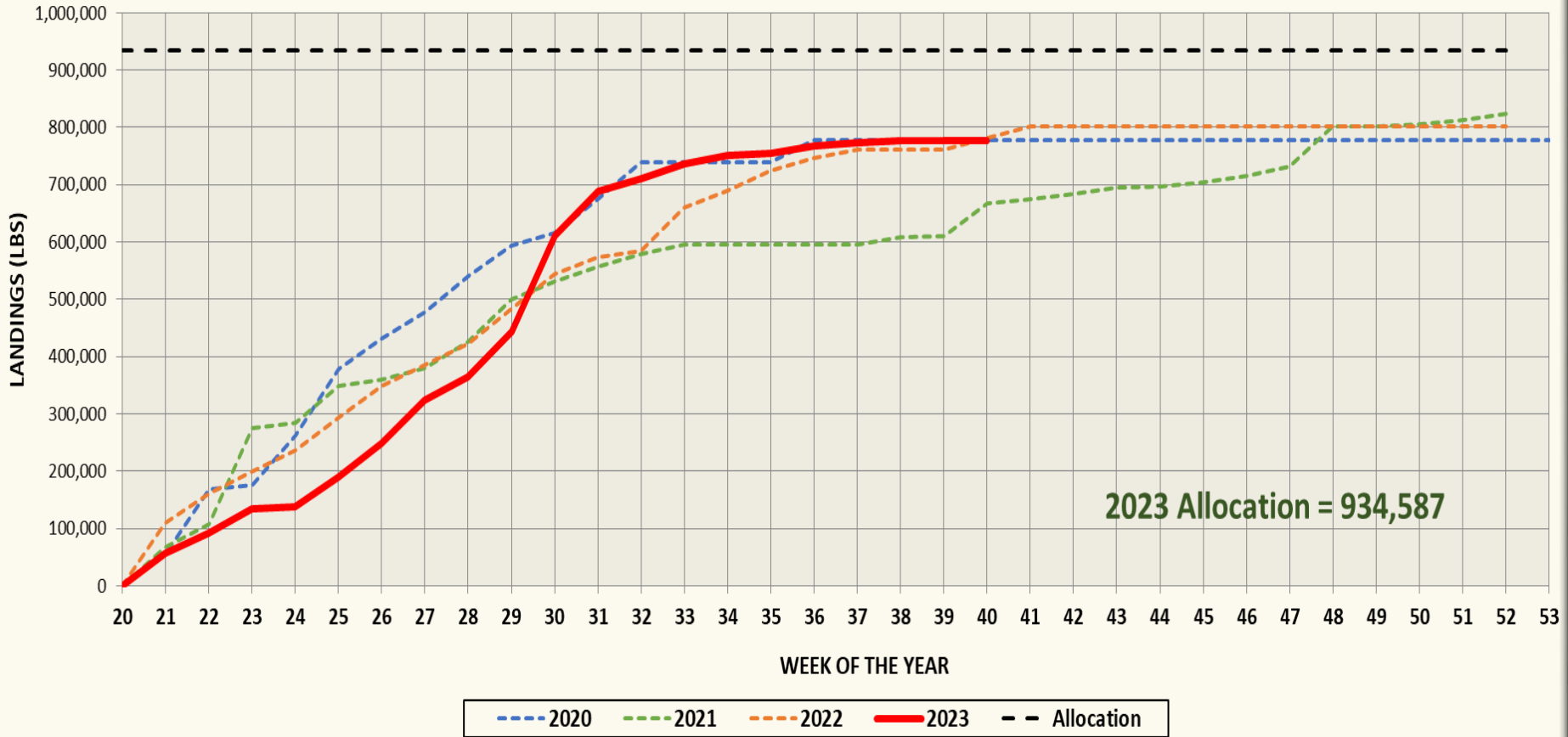
## LOUISIANA'S 2023 RED SNAPPER LANDING ESTIMATE PROJECTIONS



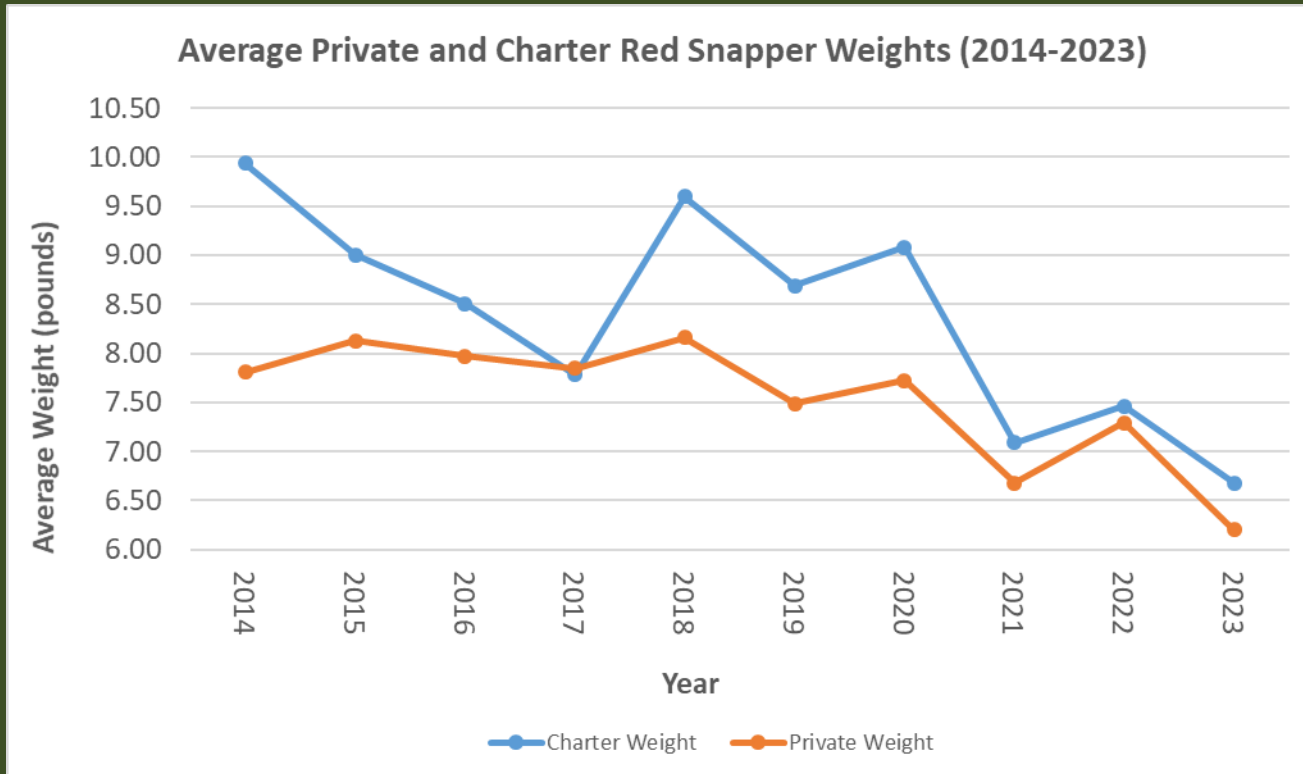
— Limit    - - - Three Year Avg    - - - Previous Year Average    - - - Current Year Avg    - - - Late Season Avg    — Landings

# 2023 RECREATIONAL RED SNAPPER

## LOUISIANA'S LA CREEL RED SNAPPER LANDING ESTIMATES (LA CREEL - PRIVATE ANGLER AND STATE CHARTER)



# Red Snapper Weights (2014-2023)

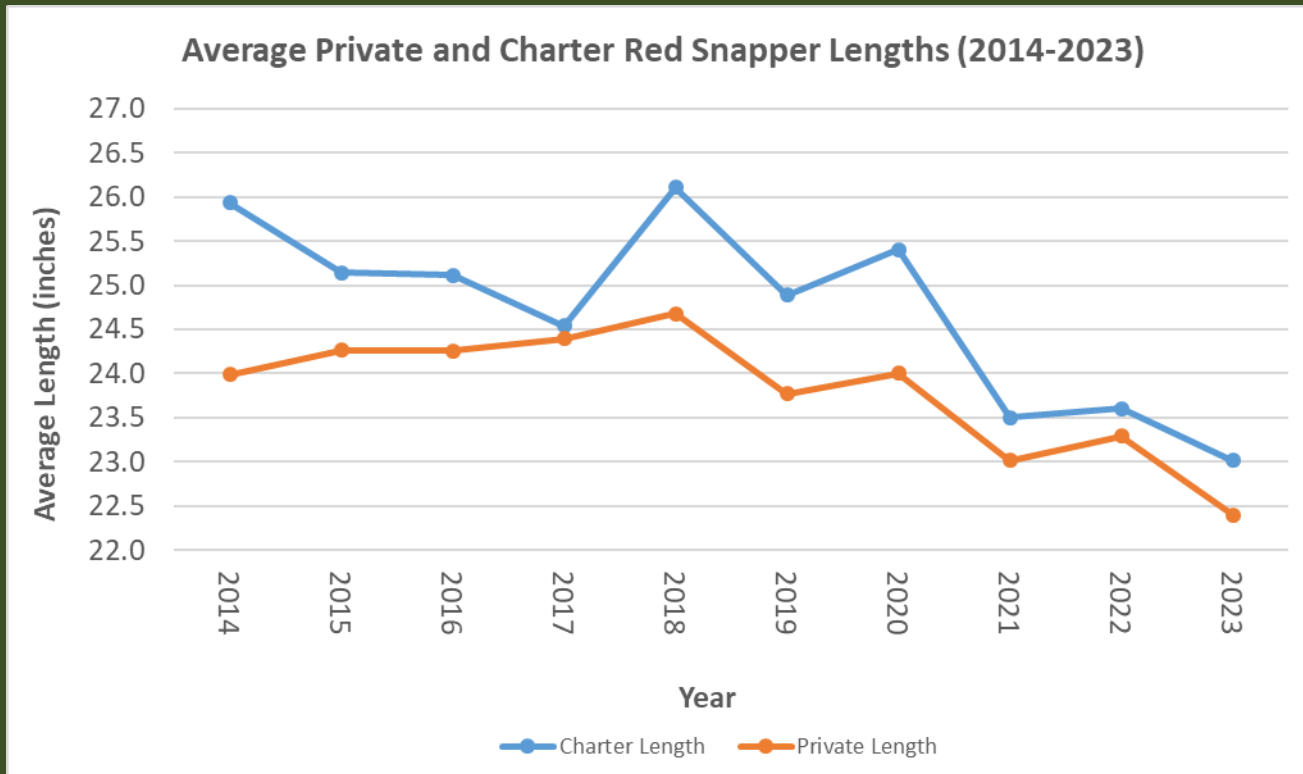


	2014	2015	2016	2017	2018	2019	2020	2021	2022	2023
<b>Private</b>	7.81	8.13	7.97	7.85	8.16	7.49	7.72	6.68	7.29	6.26
<b>Charter</b>	9.94	9.00	8.51	7.78	9.60	8.69	9.08	7.09	7.46	6.68

\*Weights are in Pounds

\*2023 Data through Oct. 11 (576 Charter and 1341 Private weight samples)

# Red Snapper Lengths (2014-2023)



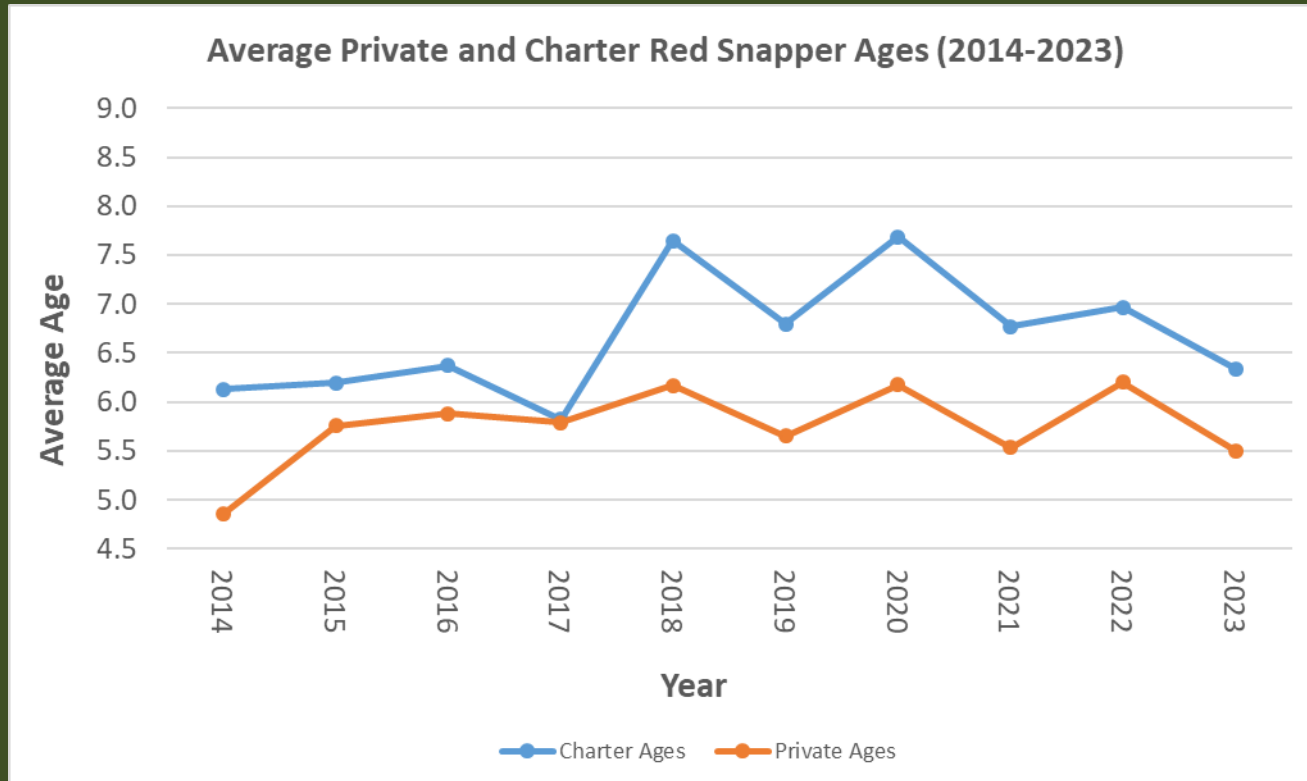
	2014	2015	2016	2017	2018	2019	2020	2021	2022	2023
<b>Private</b>	24.0	24.3	24.3	24.4	24.7	23.8	24.0	23.0	23.3	22.4
<b>Charter</b>	25.9	25.1	25.1	24.5	26.1	24.9	25.4	23.5	23.6	23.0

\* Lengths are in Inches Total Length

\* 2023 Data through Oct. 11 (576 charter and 1341 private length samples)



# Red Snapper Ages (2014-2023)



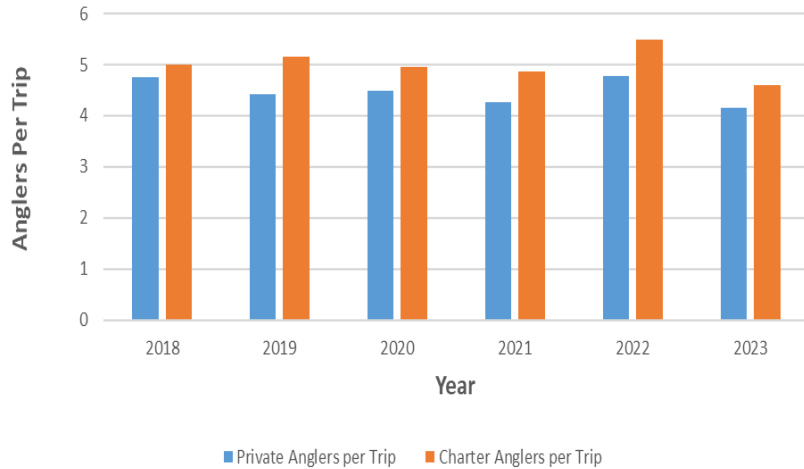
	2014	2015	2016	2017	2018	2019	2020	2021	2022	2023
Private	4.9	5.8	5.9	5.8	6.2	5.7	6.2	5.5	6.2	5.4
Charter	6.1	6.2	6.4	5.8	7.6	6.8	7.7	6.8	7.0	6.0

\*June 1 used as birthday and fractional ages calculated based upon edge codes

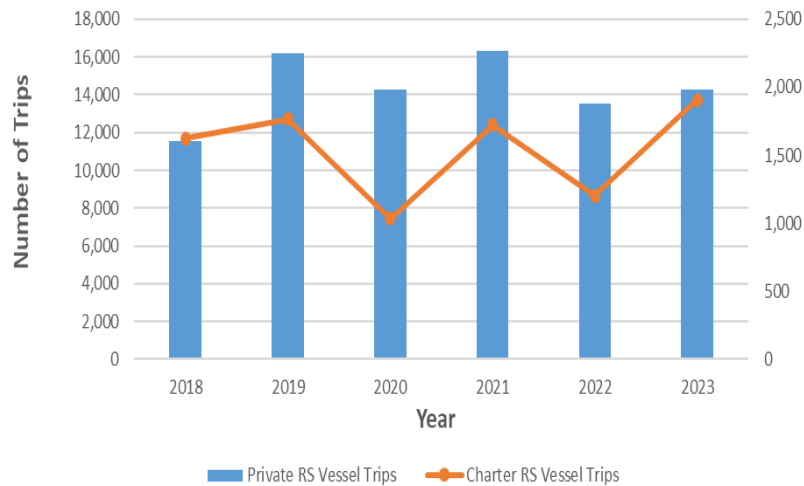
\*2023 ages are still being processed and table currently includes 265 charter age samples and 381 private samples (about 50 to 60% of annual age samples)

# Red Snapper CPUE (2018-2023)

### Anglers Per Trip



### Red Snapper Vessel Trips



Mode	year	Average Anglers Per Boat Trip	Estimated Targeted RS Angler Trips	Estimated RS Boat Trips
Charter	2018	5.01	8,104	1,618
Charter	2019	5.15	9,058	1,759
Charter	2020	4.95	5,084	1,027
Charter	2021	4.86	8,082	1,663
Charter	2022	5.49	5,917	1,078
Charter	2023	4.59	8,750	1,907
Private	2018	4.76	54,665	11,484
Private	2019	4.41	71,059	16,113
Private	2020	4.49	64,115	14,280
Private	2021	4.26	68,790	16,148
Private	2022	4.78	59,700	12,479
Private	2023	4.15	59,164	14,241





# LA RECREATIONAL RED SNAPPER SEASONS HISTORY

Year	Open Date	Close Date	Structure	Re-Open Date	Re-Close Date	Structure	Total Days
2018	May 25	July 8	Daily - 2 fish	July 13	August 12	Weekends -2 fish	60
2019	May 24	September 3	Weekends – 2 fish	September 27 November 28	November 24 December 31	Weekends – 2 fish Daily – 2 fish	109
2020	May 22	August 10	Weekends – 2 fish	September 4	September 7	Daily – 2 fish	41
2021	May 28	September 6	Weekends – 2 fish	September 24	December 31	Daily – 4 fish	146
2022	May 27	September 18	Weekends – 3 fish	October 7	October 14	Daily – 4 fish	62
2023	May 26	N/A	Daily – 3 fish 4 fish – July 17	N/A	N/A	N/A	152*



- Weekend seasons are Friday, Saturday, and Sunday including the Mondays of Memorial and Labor Day and July 4 if not on a weekend.

\*2023 Season is still open

# *Questions ?*

