

# Gulf of Mexico Reef Fish Annual Catch Limits Landings

## Commercial

2020 Preliminary Landings							
Species Complex	Date Landings Available Through	Current Landings (lb)	ACT (lb)	ACT (%)	ACL (lb)	ACL (%)	Current Status
Gray triggerfish	8/11/2020	34,944	60,900	57.4	64,100	55.0	Open
Greater amberjack		271,905	421,411	65.0	484,380	56.1	Open

2019 Final Landings							
Species Complex	Date Landings Available Through	Current Landings (lb)	ACT (lb)	ACT (%)	ACL (lb)	ACL (%)	Current Status
Gray triggerfish	4/20/2020	62,203	60,298	103.2	63,498	98.1	Closed 11/26/2019
Greater amberjack		356,773	337,503	106.0	389,767	92.0	Closed 6/9/2019

Note: Gray triggerfish and greater amberjack each had an overage of the ACL in 2018; therefore, the 2019 ACT and ACL were reduced by the amount of the 2018 overage.

2020 Preliminary IFQ Landings						
Species Complex	Date Landings Available Through	Current Landings (lb)	Quota (lb)	Quota (%)	Current Status	
Gag	8/18/2020	366,779	939,000	39.1	Open	
Red Grouper		1,346,645	3,000,000	45.1	Open	
Red Snapper		4,253,804	6,937,838	61.3	Open	

2019 Final IFQ Landings						
Species Complex	Date Landings Available Through	Current Landings (lb)	Quota (lb)	Quota (%)	Current Status	
Gag	12/31/2019	532,015	939,000	57.1	End of Fishing Year	
Red Grouper		2,037,046	3,000,000	68.0		
Red Snapper		6,899,225	6,937,838	99.4		

## Recreational

### 2019/2020 Preliminary Landings (lb) by Two-month Wave

Species Complex	Aug	Sep-Oct	Nov-Dec	Jan-Feb	Mar-Apr	May-Jun	Jul	Total Reported	ACT (lb)	ACT (%)	ACL (lb)	ACL (%)	Status
Greater amberjack	243,723	195,358	0	0	0	16,416		455,497	1,086,985	42.0	1,309,620	35.1	Was open all year

Note: Greater amberjack landings exclude Monroe County, Florida.

2020 recreational landings include data from MRIP or MRFSS calibrated to MRIP from January 1 to February 29, 2020. Headboat landings are available from January 1 to April 30, 2020. LA Creel landings are available from January 1 to July 12, 2020. TPWD landings for 2020 are COMING SOON. 2019 recreational landings include data from MRIP or MRFSS calibrated to MRIP, LA Creel, and Headboat from January 1 to December 31, 2019, and TPWD from January 1 to November 20, 2019.

### 2018/2019 Preliminary Landings (lb) by Two-month Wave

Species Complex	Aug	Sep-Oct	Nov-Dec	Jan-Feb	Mar-Apr	May-Jun	Jul	Total Reported	ACT (lb)	ACT (%)	ACL (lb)	ACL (%)	Status
Greater amberjack	361,662	567,063	522	0	212	13,092	3,355	945,906	902,185	105.0	1,086,970	87.0	Closed 5/1/19

Note: Greater amberjack landings exclude Monroe County, Florida.

2019 recreational landings include data from MRIP or MRFSS calibrated to MRIP, LA Creel, and Headboat from January 1 to December 31, 2019 and TPWD from January 1 to November 20, 2019. 2018 MRIP or MRFSS calibrated to MRIP, LA Creel, Headboat, and TPWD recreational landings are final.

## Recreational

### 2020 Preliminary Landings (lb) by Two-month Wave

Species Complex	Jan-Feb	Mar-Apr	May-Jun	July-Aug	Sep-Oct	Nov-Dec	Total Reported	ACT (lb)	ACT (%)	ACL (lb)	ACL (%)	Status
Gag	0	50	1,185				1,235	1,708,000	0.07	1,903,000	0.06	Open
Gray triggerfish	66	5,220	53				5,339	217,100	3.0	241,200	2.2	Closed 5/2/20
Red grouper	1,974	2,042					4,016	920,000	0.4	1,000,000	0.4	Open
Red snapper for-hire	23,805	10,188					33,993	2,504,000	1.4	3,130,000	1.1	Closed 8/2/20

Note: Red grouper and gag landings exclude Monroe County, Florida

2020 recreational landings include data from MRIP or MRFSS calibrated to MRIP from January 1 to February 29, 2020. Headboat landings are available from January 1 to April 30, 2020. LA Creel landings are available from January 1 to July 12, 2020. TPWD landings for 2020 are COMING SOON.

### 2019 Preliminary Landings (lb) by Two-month Wave

Species Complex	Jan-Feb	Mar-Apr	May-Jun	July-Aug	Sep-Oct	Nov-Dec	Total Reported	ACT (lb)	ACT (%)	ACL (lb)	ACL (%)	Status
Gag	55	30	326,665	143,993	30,709	358,376	859,828	1,708,000	50.3	1,903,000	45.2	Was open all year
Gray triggerfish	10	274,952	30,449	276	4,019	1,162	310,868	217,100	143.2	241,200	129.0	Closed 5/11/19
Red grouper	121,853	160,964	216,916	157,450	25,006	82,796	764,985	920,000	83.2	1,000,000	77.0	Was open all year
Red snapper for-hire	29,719	18,341	1,220,850	1,337,703	0	1,024	2,607,637	2,848,000	92.1	3,130,000	83.3	Closed 8/2/19

Note: Red grouper and gag landings exclude Monroe County, Florida

2019 recreational landings include data from MRIP or MRFSS calibrated to MRIP, LA Creel, and Headboat from January 1 to December 31, 2019 and TPWD from January 1 to November 20, 2019.

## Recreational

2019 Red Snapper Private Angler Preliminary Landings (lb)					
State	Total Reported	State ACL	State ACL (%)	Total ACL	Total ACL %
Florida	1,287,568	1,722,095	74.8	4,269,000	95.0
Alabama	1,062,281	1,079,573	98.4		
Mississippi	150,279	151,584	99.1		
Louisiana	848,340	816,439	103.9		
Texas	260,606	265,090	98.3		

Red snapper for the private angler was under state management through exempted fishing permits for 2018 and 2019. For more information, please go to the following link <https://www.fisheries.noaa.gov/southeast/state-recreational-red-snapper-management-exempted-fishing-permits> Red snapper for the private angler is officially under state management for 2020 with the implementation of Reef Fish Amendment 50. For more information, please go to the following link <https://www.fisheries.noaa.gov/action/amendment-50a-f-state-management-program-recreational-red-snapper>

## Stock

2020 Preliminary Landings						
Species Complex	Date Landings Available Through	Landings (lb)	Total Reported	ACL (lb)	ACL (%)	Status
Gray Snapper (commercial)	8/11/2020*	56,975	142,916	2,420,000	6.0	Open
Gray Snapper (recreational)		85,941				
Hogfish (commercial)		5,850	9,878	129,500	8.0	Open
Hogfish (recreational)		4,028				
Lane Snapper (commercial)		10,680	53,638	301,000	18.0	Open
Lane Snapper (recreational)		42,958				
Mutton Snapper (commercial)		37,817	38,146	134,424	28.4	Open
Mutton Snapper (recreational)		329				
Vermilion Snapper (commercial)		567,714	642,453	3,110,000	21.1	Open
Vermilion Snapper (recreational)		74,739				

\*2020 commercial landings available as of August 11, 2020. 2020 recreational landings include data from MRIP or MRFSS calibrated to MRIP from January 1 to February 29, 2020. Headboat landings are available from January 1 to April 30, 2020. LA Creel landings are available from January 1 to July 12, 2020. TPWD landings for 2020 are COMING SOON.

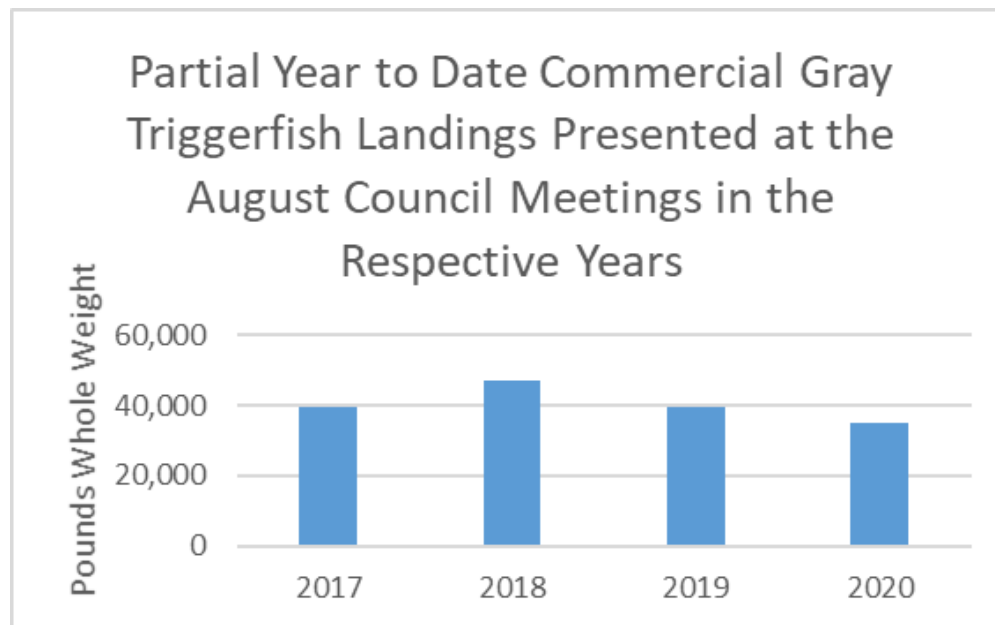
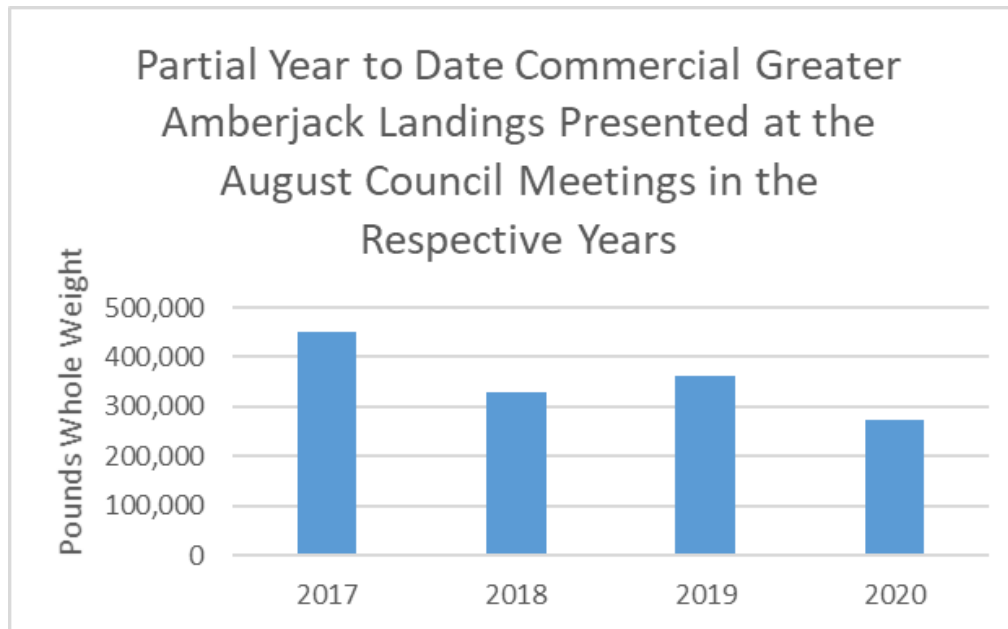
2019 Preliminary Landings						
Species Complex	Date Landings Available Through	Landings (lb)	Total Reported	ACL (lb)	ACL (%)	Status
Gray Snapper (commercial)	4/20/2020*	112,579	1,858,153	2,420,000	77.1	Was open all year
Gray Snapper (recreational)		1,745,574				
Hogfish (commercial)		9,413	65,858	129,500	51.1	Was open all year
Hogfish (recreational)		56,445				
Lane Snapper (commercial)		23,716	382,398	301,000	127.0	Closed 12/13/2019
Lane Snapper (recreational)		358,682				

Mutton Snapper (commercial)	56,844	61,137	139,392	44.0	Was open all year
Mutton Snapper (recreational)	4,293				
Vermilion Snapper (commercial)	1,275,486	2,608,749	3,110,000	84.1	Was open all year
Vermilion Snapper (recreational)	1,333,263				

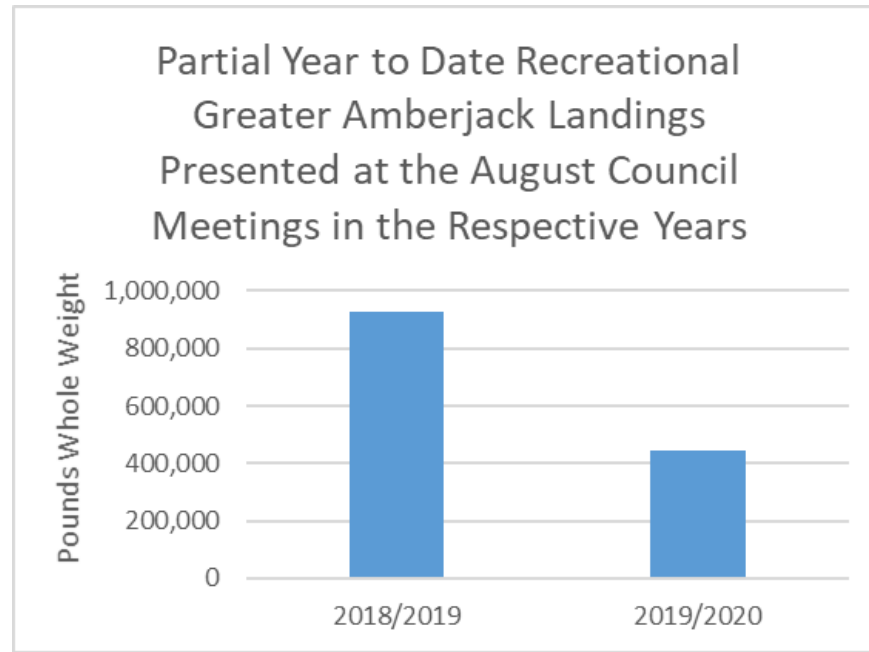
Note: Lane snapper, mutton snapper, and vermillion snapper exceeded their ACL in 2018, therefore, a closure projection was made for the 2019 fishing season.

\*2019 commercial landings are complete. Recreational landings include data from MRIP or MRFSS calibrated to MRIP, LA Creel, and Headboat from January 1 to December 31, 2019 and TPWD from January 1 to November 20, 2019.

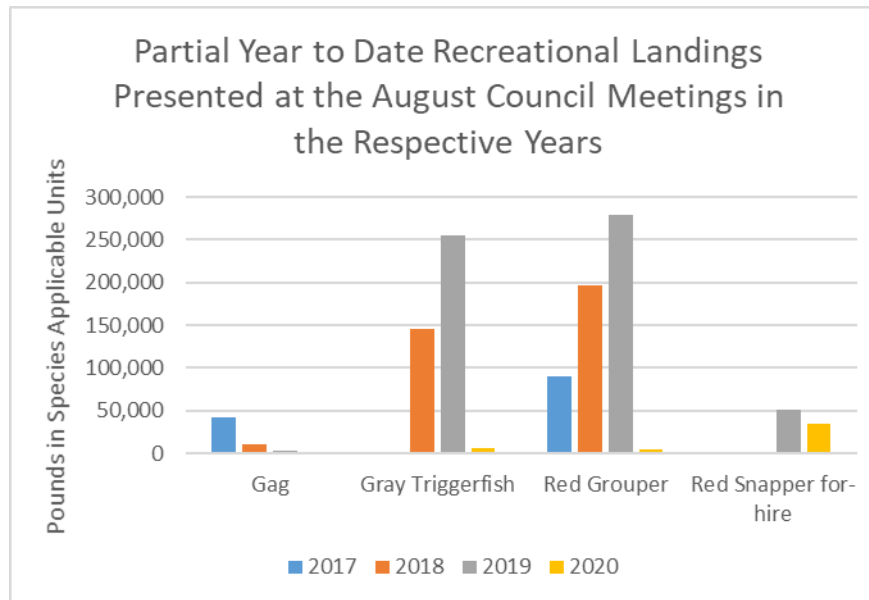
**Partial Year to Date Landings Presented at the August Council Meetings in the Respective Years**



**Partial Year to Date Landings Presented at the August Council Meetings in the Respective Years**



Note: Landings presented at the August 2019 (2018/2019) and August 2020 (2019/2020) Council meetings.



Note: No red snapper for-hire landings were available at the 2017 or 2018 August Council meetings.



**Partial Year to Date Landings Presented at the August Council Meetings in the Respective Years**

