



Gulf of Mexico Landings Update

*Southeast Regional Office &
Southeast Fisheries Science Center*




GMFMC Meeting
New Orleans, LA


January 29-February 1, 2018

Notes on Commercial Landings Data

- Final landings are from either dealer trip tickets reported to the SEFSC commercial ACL dataset or from the Individual Fishing Program (IFQ) depending on the species or species group.
- All 2017 landings are considered preliminary.



Preliminary 2017 Commercial Landings



Species	Landings	Quota	ACL	Quota %	ACL %	Closure
Deep Water Grouper	860,936	1,024,000	1,070,000	84.08	80.46	IFQ
Gag Grouper	492,095	939,000	1,217,000	52.41	40.44	IFQ
Gray Triggerfish	63,037	60,900	64,100	103.51	98.34	11/17
Greater Amberjack	451,350	394,740	464,400	114.34	97.19	6/20
Red Grouper	3,328,271	7,780,000	8,190,000	42.78	40.64	IFQ
Red Snapper	6,978,662	7,007,000	7,007,000	99.60	99.60	IFQ
Shallow Water Grouper	200,009	525,000	547,000	38.10	36.56	IFQ
Tilefish	484,895	582,000	606,000	83.32	80.02	IFQ


Notes on Recreational Landings Data

- Landings include MRFSS/MRIP, Headboat, TPWD, and LA Creel data.
- Landings are summarized using MRIP or MRFSS (calibrated from MRIP) depending on how the ACL is calculated.
- Landings estimates were updated by NMFS SERO to be consistent with ACL monitoring (i.e., assigning Monroe County appropriately).
- All 2017 landings are preliminary.
 - MRIP/MRFSS and Headboat landings are available from January 1 through October 31, 2017 (Waves 1-5).
 - LA Creel landings are available for gag, gray triggerfish, greater amberjack, and vermilion snapper from January 1 through December 31, 2017.
 - TPWD data for 2017 are through May 14, 2017 (low-use season) at this time.


Preliminary 2017 Recreational Landings

Species	Landings	ACT	ACL	ACT %	ACL %	Closure
Gag Grouper	396,355	1,708,000	1,903,000	23.22	20.84	
Gray Triggerfish	68,263	25,559*	49,759*	267.08	137.19	1/1
Greater Amberjack	779,736	385,413*	548,641*	202.31	142.12	3/24
Red Grouper	626,862	2,370,000	2,580,000	26.45	24.30	

- Indicates the ACT/ACL were reduced due to AM (payback)
- Unadjusted gray triggerfish ACL=241,200 lbs
- Unadjusted greater amberjack ACL=1,255,600 lbs



Red Snapper



FEDERAL FOR-HIRE

Year	Landings	ACT	ACL	ACT %	ACL %
2015	2,153,678	2,371,000	2,964,000	90.83	72.66
2016	2,142,814	2,434,000	3,042,000	88.04	70.44
2017*	2,092,765	2,278,000	2,848,000	91.87	73.48

PRIVATE ANGLING

Year	Landings	ACT	ACL	ACT %	ACL %
2015	3,806,474	3,234,000	4,043,000	117.70	94.15
2016	5,293,635	3,320,000	4,150,000	159.45	127.56
2017*	6,394,808	3,004,075	3,755,094	212.87	170.30

**preliminary data, Wave 6 data and TPWD May-14-Dec 31 unavailable*

Red Snapper – 2017 Preliminary Landings*

Millions of Pounds, Whole Weight

	Jan-Feb	Mar-Apr	May-Jun	Jul-Aug	Sep-Oct	Nov-Dec	Total*	ACT %	ACL %	Quota Closure
Federal For-Hire	0.03	0.01	1.48	0.57	0.00	0.00	2.09	92%	73%	7/20
Private Angler	0.16	0.16	3.37	2.20	0.50	0.00	6.39	213%	170%	6/4**

*SEFSC MRIP-Based Recreational ACL Data (MRIP and SRHS Waves 1-5), LA Creel (complete 2017), TPWD (Jan 1-May 15). Note TPWD data for May 15-Dec 31 and MRIP and SRHS data for Wave 6 are not presently available.

**The 2017 Federal recreational season for red snapper by the private angling sector in the Gulf of Mexico was June 1-3.

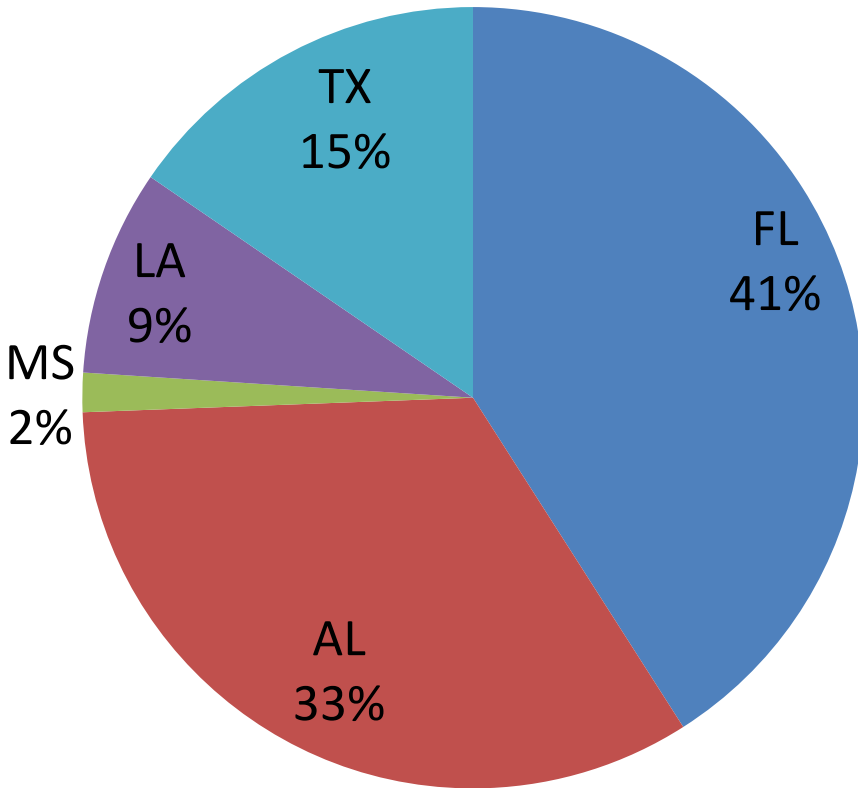
Then beginning June 16th through September 4 (Labor Day), the season was:

OPEN: Friday, Saturday, Sunday, and July 3-4 and September 4

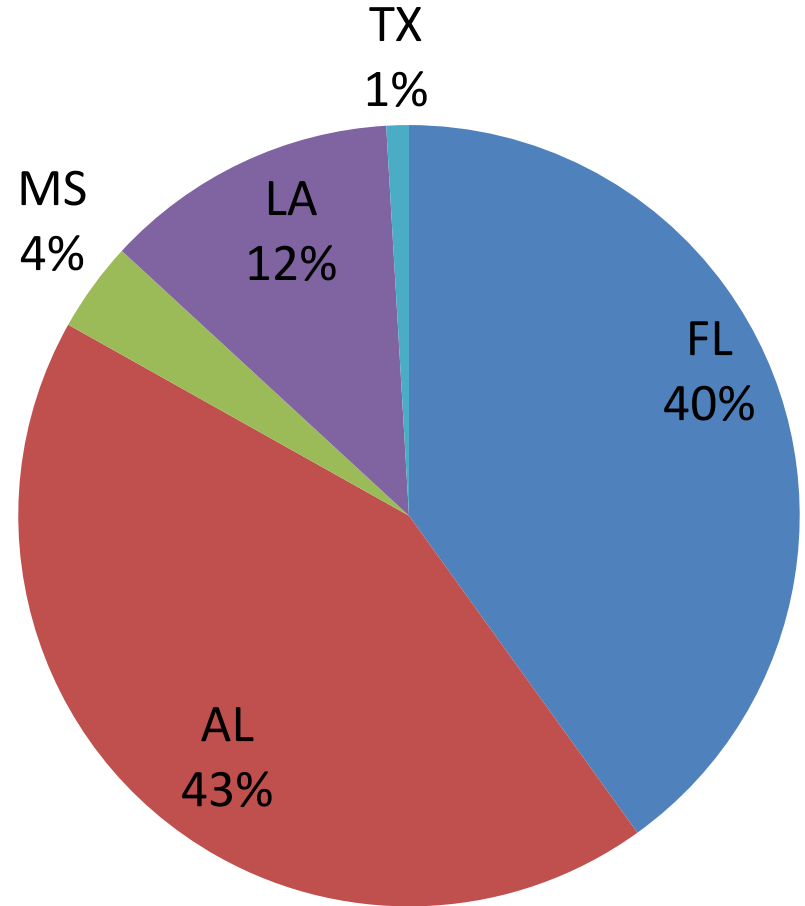
CLOSED: Monday-Thursday, (not including July 3-4, and September 4)

Red Snapper – 2017 Preliminary Landings*

Federal For-Hire



Private Angling



*SEFSC MRIP-Based Recreational ACL Data (MRIP and SRHS Waves 1-5), LA Creel (complete 2017), TPWD (Jan 1-May 15). Note TPWD data for May 15-Dec 31 and MRIP and SRHS data for Wave 6 are not presently available.



Thank you!

Questions?



NOAA FISHERIES

All illustrations © Diane Rome Peebles