

Gulf of Mexico Reef Fish Annual Catch Limits Landings

Commercial

2020 Preliminary Landings							
Species Complex	Date Landings Available Through	Current Landings (lb)	ACT (lb)	ACT (%)	ACL (lb)	ACL (%)	Current Status
Gray triggerfish	10/5/2020	41,182	60,900	67.6	64,100	64.2	Open
Greater amberjack		265,628	421,411	63.0	484,380	54.8	Open

2019 Final Landings							
Species Complex	Date Landings Available Through	Current Landings (lb)	ACT (lb)	ACT (%)	ACL (lb)	ACL (%)	Current Status
Gray triggerfish	4/20/2020	62,203	60,298	103.2	63,498	98.1	Closed 11/26/2019
Greater amberjack		356,773	337,503	106.0	389,767	92.0	Closed 6/9/2019

Note: Gray triggerfish and greater amberjack each had an overage of the ACL in 2018; therefore, the 2019 ACT and ACL were reduced by the amount of the 2018 overage.

2020 Preliminary IFQ Landings						
Species Complex	Date Landings Available Through	Current Landings (lb)	Quota (lb)	Quota (%)	Current Status	
Gag	10/5/2020	400,506	939,000	42.7	Open	
Red Grouper		1,703,799	3,000,000	56.8	Open	
Red Snapper		5,235,525	6,937,838	75.5	Open	

2019 Final IFQ Landings						
Species Complex	Date Landings Available Through	Current Landings (lb)	Quota (lb)	Quota (%)	Current Status	
Gag	12/31/2019	532,015	939,000	57.1	Were open all year	
Red Grouper		2,037,046	3,000,000	68.0		
Red Snapper		6,899,225	6,937,838	99.4		

Recreational

2019/2020 Preliminary Landings (lb) by Two-month Wave

Species Complex	Aug	Sep-Oct	Nov-Dec	Jan-Feb	Mar-Apr	May-Jun	Jul	Total Reported	ACT (lb)	ACT (%)	ACL (lb)	ACL (%)	Status
Greater amberjack	243,723	195,358	0	0	0	24,455	25,956	489,492	1,086,985	45.0	1,309,620	37.4	Was open all year

Note: Greater amberjack landings exclude Monroe County, Florida.

2020 recreational landings include data from MRIP or MRFSS calibrated to MRIP from January 1 to February 29, 2020. Headboat landings are available from January 1 to June 30, 2020. LA Creel landings are available from January 1 to September 13, 2020. TPWD landings for 2020 are COMING SOON. 2019 recreational landings include data from MRIP or MRFSS calibrated to MRIP, LA Creel, and Headboat from January 1 to December 31, 2019, and TPWD from January 1 to November 20, 2019.

2018/2019 Preliminary Landings (lb) by Two-month Wave

Species Complex	Aug	Sep-Oct	Nov-Dec	Jan-Feb	Mar-Apr	May-Jun	Jul	Total Reported	ACT (lb)	ACT (%)	ACL (lb)	ACL (%)	Status
Greater amberjack	361,662	567,063	522	0	212	13,092	3,355	945,906	902,185	105.0	1,086,970	87.0	Closed 5/1/19

Note: Greater amberjack landings exclude Monroe County, Florida.

2019 recreational landings include data from MRIP or MRFSS calibrated to MRIP, LA Creel, and Headboat from January 1 to December 31, 2019 and TPWD from January 1 to November 20, 2019. 2018 MRIP or MRFSS calibrated to MRIP, LA Creel, Headboat, and TPWD recreational landings are final.

Recreational

2020 Preliminary Landings (lb) by Two-month Wave

Species Complex	Jan-Feb	Mar-Apr	May-Jun	July-Aug	Sep-Oct	Nov-Dec	Total Reported	ACT (lb)	ACT (%)	ACL (lb)	ACL (%)	Status
Gag	0	50	7,782	107	165		8,104	1,708,000	0.5	1,903,000	0.4	Open
Gray triggerfish	78	5,220	105	44	482		5,928	217,100	2.7	241,200	2.5	Closed 5/2/20 Reopened 9/1/20 Will close 10/26/20
Red grouper	15,817	2,031	5,809				23,657	920,000	2.6	1,000,000	2.4	Open
Red snapper for-hire	23,805	9,960	320,054				353,819	2,504,000	14.1	3,130,000	11.3	Closed 8/2/20

Note: Red grouper and gag landings exclude Monroe County, Florida

2020 recreational landings include data from MRIP or MRFSS calibrated to MRIP from January 1 to February 29, 2020. Headboat landings are available from January 1 to June 30, 2020. LA Creel landings are available from January 1 to September 13, 2020. TPWD landings for 2020 are COMING SOON.

2019 Preliminary Landings (lb) by Two-month Wave

Species Complex	Jan-Feb	Mar-Apr	May-Jun	July-Aug	Sep-Oct	Nov-Dec	Total Reported	ACT (lb)	ACT (%)	ACL (lb)	ACL (%)	Status
Gag	55	30	326,665	143,993	30,709	358,376	859,828	1,708,000	50.3	1,903,000	45.2	Was open all year
Gray triggerfish	10	274,952	30,449	276	4,019	1,162	310,868	217,100	143.2	241,200	129.0	Closed 5/11/19
Red grouper	121,853	160,964	216,916	157,450	25,006	82,796	764,985	920,000	83.2	1,000,000	77.0	Was open all year
Red snapper for-hire	29,719	18,341	1,220,850	1,337,703	0	1,024	2,607,637	2,848,000	92.1	3,130,000	83.3	Closed 8/2/19

Note: Red grouper and gag landings exclude Monroe County, Florida

2019 recreational landings include data from MRIP or MRFSS calibrated to MRIP, LA Creel, and Headboat from January 1 to December 31, 2019 and TPWD from January 1 to November 20, 2019.

Stock

2020 Preliminary Landings						
Species Complex	Date Landings Available Through	Landings (lb)	Total Reported	ACL (lb)	ACL (%)	Status
Gray Snapper (commercial)	10/5/2020*	66,692	196,233	2,420,000	8.1	Open
Gray Snapper (recreational)		129,541				
Hogfish (commercial)		6,445	16,405	129,500	12.7	Open
Hogfish (recreational)		9,960				
Lane Snapper (commercial)		16,032	69,402	301,000	23.1	Open
Lane Snapper (recreational)		53,370				
Mutton Snapper (commercial)		54,686	55,573	134,424	41.3	Open
Mutton Snapper (recreational)		887				
Vermilion Snapper (commercial)		683,011	852,174	3,110,000	27.4	Open
Vermilion Snapper (recreational)		169,163				

*2020 commercial landings available as of October 5, 2020. 2020 recreational landings include data from MRIP or MRFSS calibrated to MRIP from January 1 to February 29, 2020. Headboat landings are available from January 1 to June 30, 2020. LA Creel landings are available from January 1 to September 13, 2020. TPWD landings for 2020 are COMING SOON.

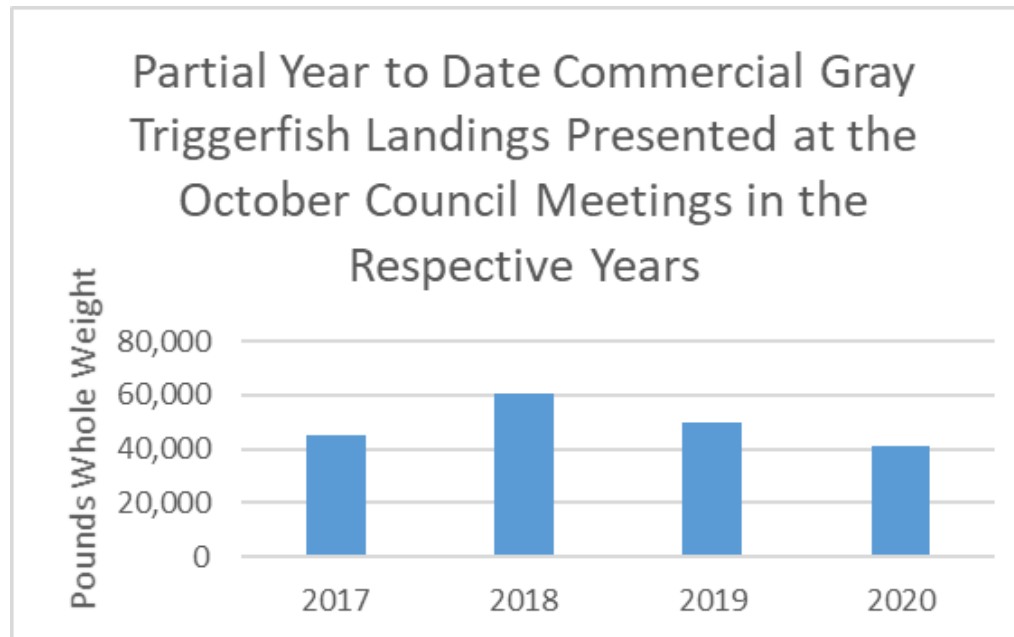
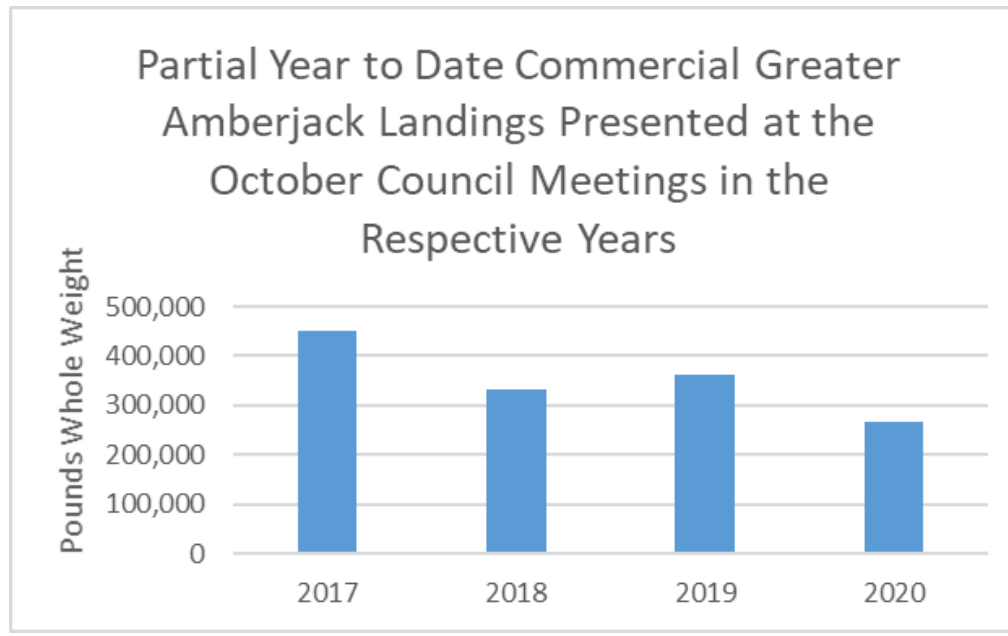
2019 Preliminary Landings						
Species Complex	Date Landings Available Through	Landings (lb)	Total Reported	ACL (lb)	ACL (%)	Status
Gray Snapper (commercial)	4/20/2020*	112,579	1,858,153	2,420,000	76.8	Was open all year
Gray Snapper (recreational)		1,745,574				
Hogfish (commercial)		9,413	65,858	129,500	51.0	Was open all year
Hogfish (recreational)		56,445				
Lane Snapper (commercial)		23,716	382,398	301,000	127.0	Closed 12/13/2019
Lane Snapper (recreational)		358,682				

Mutton Snapper (commercial)	56,844	61,137	139,392	44.0	Was open all year
Mutton Snapper (recreational)	4,293				
Vermilion Snapper (commercial)	1,275,486	2,608,749	3,110,000	84.0	Was open all year
Vermilion Snapper (recreational)	1,333,263				

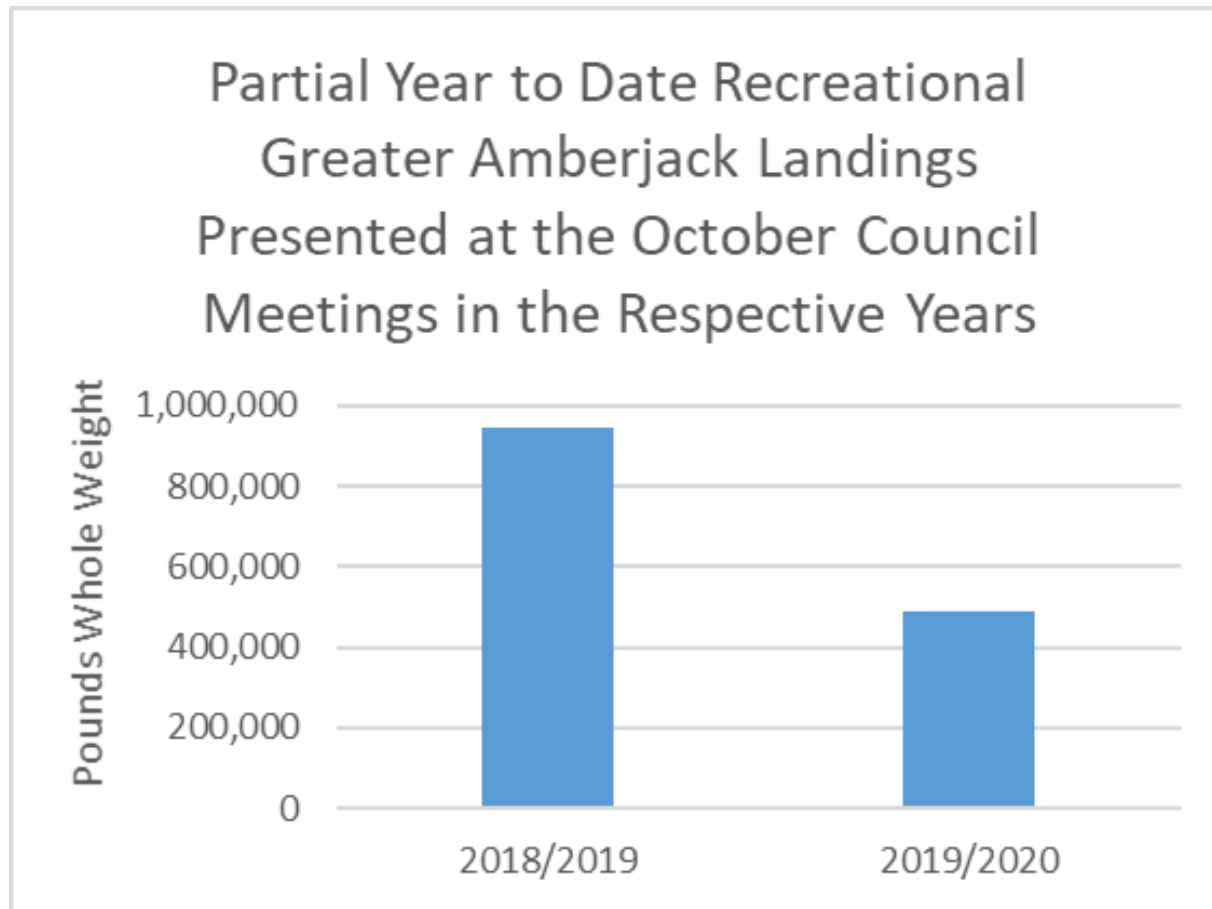
Note: Lane snapper, mutton snapper, and vermillion snapper exceeded their ACL in 2018, therefore, a closure projection was made for the 2019 fishing season.

*2019 commercial landings are complete. Recreational landings include data from MRIP or MRFSS calibrated to MRIP, LA Creel, and Headboat from January 1 to December 31, 2019 and TPWD from January 1 to November 20, 2019.

Partial Year to Date Landings Presented at the October Council Meetings in the Respective Years



Partial Year to Date Landings Presented at the October Council Meetings in the Respective Years

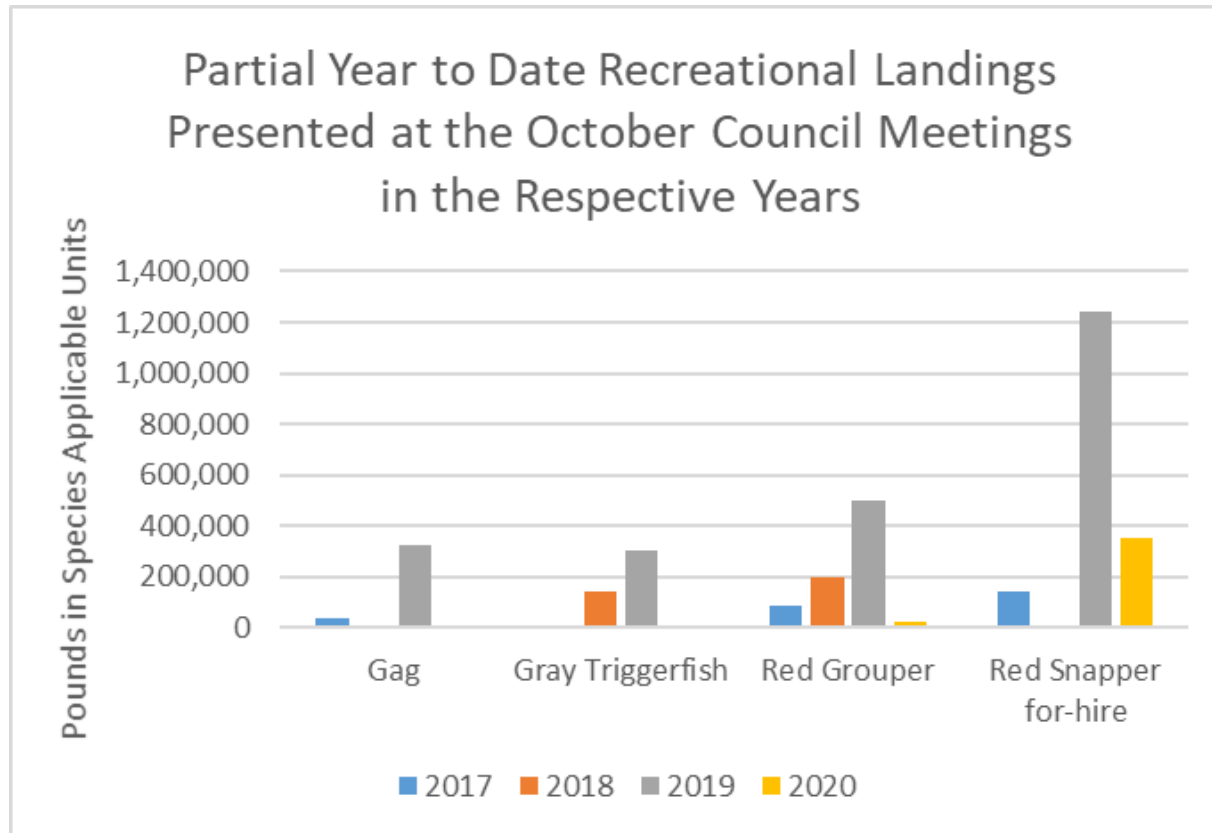


Note: Landings presented at the October 2019 (2018/2019) and October 2020 (2019/2020) Council meetings.

For October 2019 meeting: recreational landings include data from MRIP or MRFSS calibrated to MRIP, Headboat, and LA Creel for all of 2018. TPWD landings were available from January 1 to November 20, 2018. MRFSS calibrated to MRIP and Headboat were available from January 1 to June 30, 2019 and LA Creel from January 1 to August 25, 2019. TPWD data were not available for 2019.

For October 2020 meeting: recreational landings include data from MRIP or MRFSS calibrated to MRIP, Headboat, and LA Creel for all of 2019. TPWD landings were available from January 1 to November 20, 2019. MRFSS calibrated to MRIP are available from January 1 to February 29, 2020. Headboat landings are available from January 1 to June 30, 2020. LA Creel landings are available from January 1 to September 13, 2020. TPWD landings for 2020 are not available.

Partial Year to Date Landings Presented at the October Council Meetings in the Respective Years



Note: Red snapper for-hire landings in 2017 were from LA Creel only; recreational gray triggerfish was closed all year and landings were less than 2,000 lbs. In 2018, an extended seasonal closure for recreational gray triggerfish seasonal closure was implemented; landings for gag were less than 11,000 lbs. and red snapper for-hire landings were not available. 2019 gray triggerfish landings had already exceeded their ACL by the October meeting. 2020 gag and gray triggerfish landings are currently less than 10,000 lbs each.

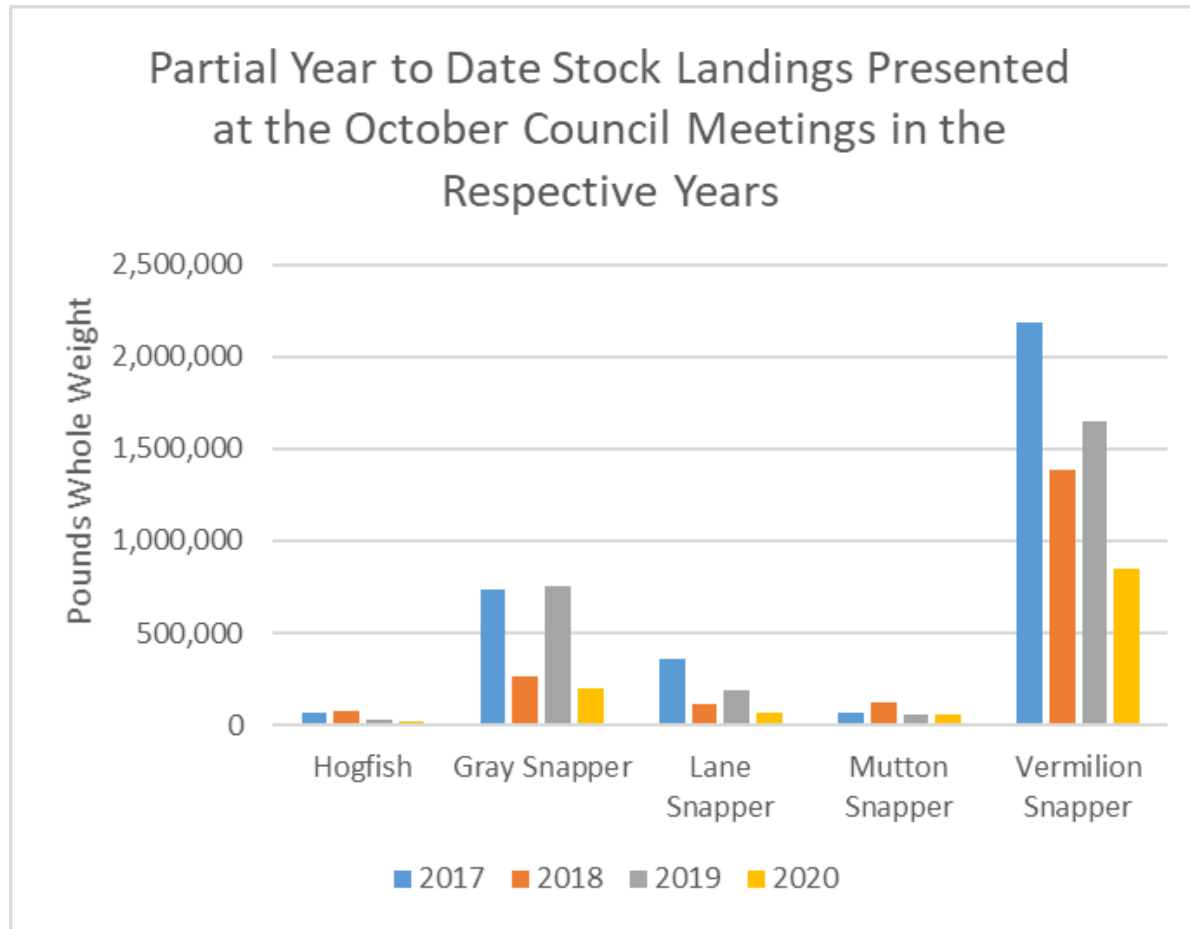
For October 2017 meeting: recreational landings include data from MRIP or MRFSS calibrated from MRIP, and Headboat from January 1 to April 30, 2017. LA Creel landings include data for gag, gray triggerfish, and red snapper from January 1 to July 2, 2017. TPWD data were not available for 2017.

For October 2018 meeting: recreational landings include data from MRIP or MRFSS calibrated from MRIP and Headboat from January 1 to April 30, 2018. LA Creel landings include data for gag, gray triggerfish, and red snapper from January 1 to July 29, 2018. TPWD data were not available for 2018.

For October 2019 meeting: recreational landings include data from MRIP or MRFSS calibrated to MRIP and Headboat from January 1 to June 30, 2019. LA Creel landings include data from January 1 to August 25, 2019. TPWD data were not available for 2019.

For October 2020 meeting: recreational landings include data from MRIP or MRFSS calibrated to MRIP are available from January 1 to February 29, 2020. Headboat landings are available from January 1 to June 30, 2020. LA Creel landings are available from January 1 to September 13, 2020. TPWD landings for 2020 are not available.

Partial Year to Date Landings Presented at the October Council Meetings in the Respective Years



For October 2017 meeting: recreational landings include data from MRIP or MRFSS calibrated to MRIP, LA Creel, and Headboat from January 1 to April 30, 2017. TPWD data were not available for 2017. Commercial landings include data from January 1 to October 16, 2017.

For October 2018 meeting: recreational landings include data from MRIP or MRFSS calibrated to MRIP, LA Creel, and Headboat from January 1 to April 30, 2018. TPWD data were not available for 2018. Commercial landings include data from January 1 to October 17, 2018.

For October 2019 meeting: recreational landings include data from MRIP or MRFSS calibrated to MRIP and Headboat from January 1 to June 30, 2019. LA Creel landings include data from January 1 to August 25, 2019. TPWD data were not available for 2019. Commercial landings include data from January 1 to October 7, 2019.

For October 2020 meeting: recreational landings include data from MRIP or MRFSS calibrated to MRIP are available from January 1 to February 29, 2020. Headboat landings are available from January 1 to June 30, 2020. LA Creel landings are available from January 1 to September 13, 2020. TPWD landings for 2020 are not available. Commercial landings include data from January 1 to October 5, 2020.