

Tab B, No. 5(d)



2022 RECREATIONAL RED SNAPPER SUMMARY

Chris Schieble | Reef Fish Committee Meeting | June 6, 2023

2022 Red Snapper Season

- 2022 allocation for private recreational and state charter harvest was 809,315 lbs (816,233 lbs minus 6,918 lbs overage from 2021).
- The private recreational red snapper season opened on May 27 in both state and federal waters as a weekends only season (Friday, Saturday, and Sunday, including the Mondays of Memorial Day, July 4, and Labor Day) with a 3 fish bag limit and closed on September 18.
- Season reopened daily on October 7 for eight days through October 14 with a 4 fish bag limit to utilize the remaining 39,087 pounds after September 18 closure.



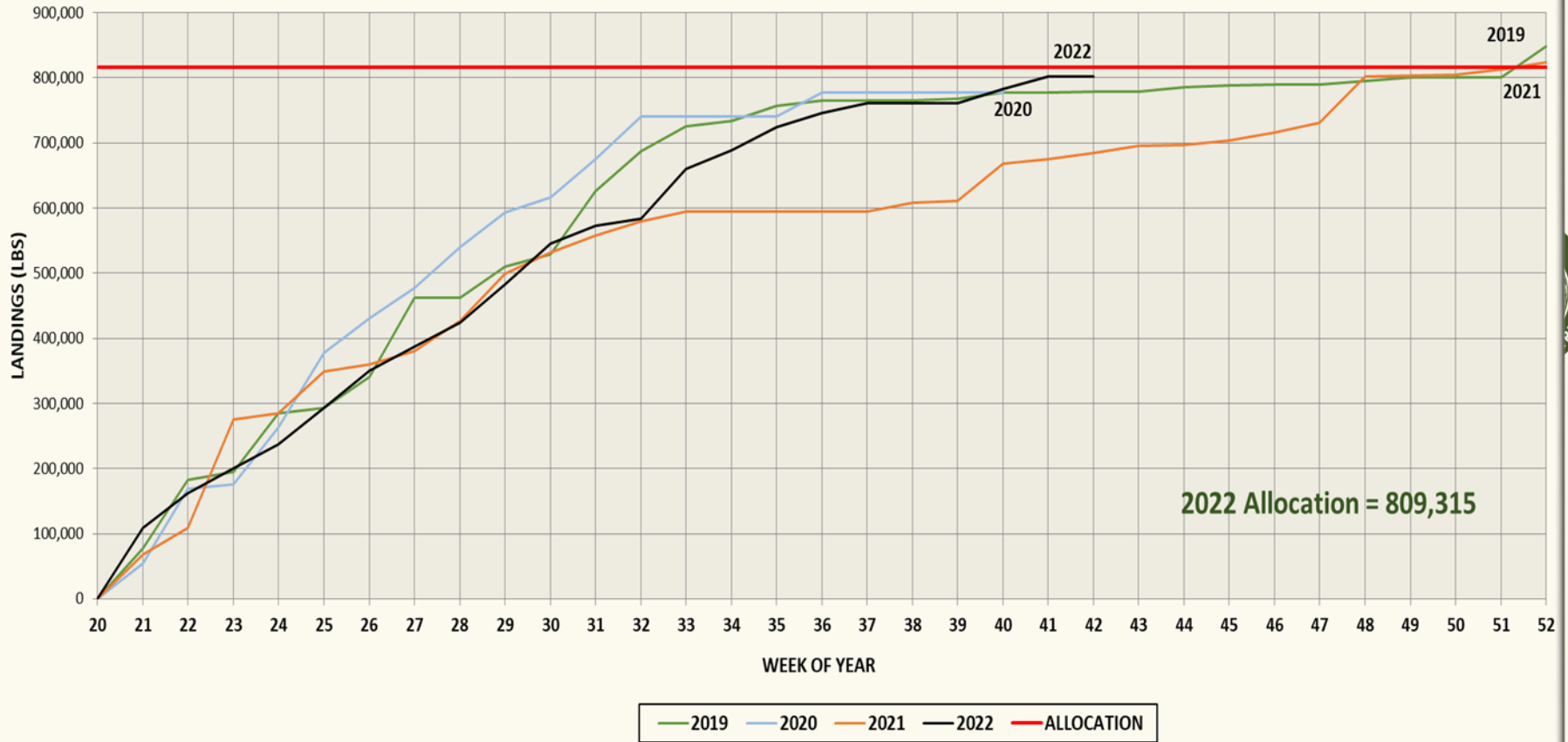
2022 RECREATIONAL RED SNAPPER

- A total of 801,911 pounds were harvested by private and state charter anglers.
- 2022 season incurred an under harvest of **7,404** pounds. No payback needed in 2023.
- Estimate of Federal Charter landings in Louisiana for 2022 was 62,121 pounds.

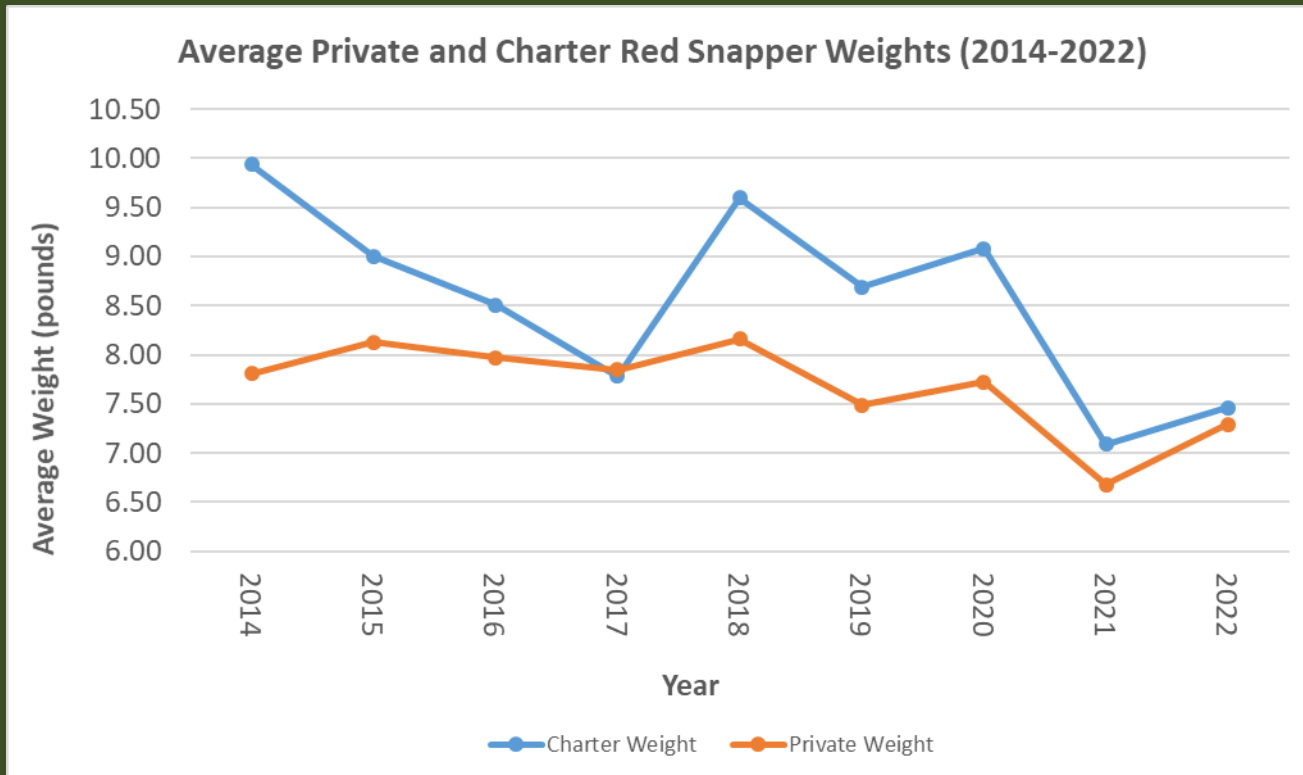


2022 RECREATIONAL RED SNAPPER

LOUISIANA'S LA CREEL RED SNAPPER LANDING ESTIMATES
(LA CREEL - PRIVATE ANGLER AND STATE CHARTER)



Red Snapper Weights (2014-2022)



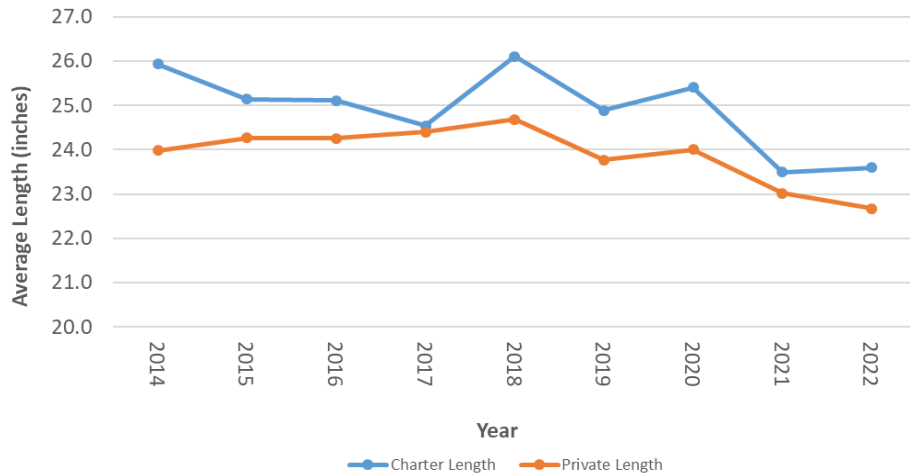
	2014	2015	2016	2017	2018	2019	2020	2021	2022
Private	7.81	8.13	7.97	7.85	8.16	7.49	7.72	6.68	7.29
Charter	9.94	9.00	8.51	7.78	9.60	8.69	9.08	7.09	7.46

*Weights are in Pounds

*2022 Data through end of snapper season

Red Snapper Lengths and Ages (2014-2022)

Average Private and Charter Red Snapper Lengths (2014-2022)

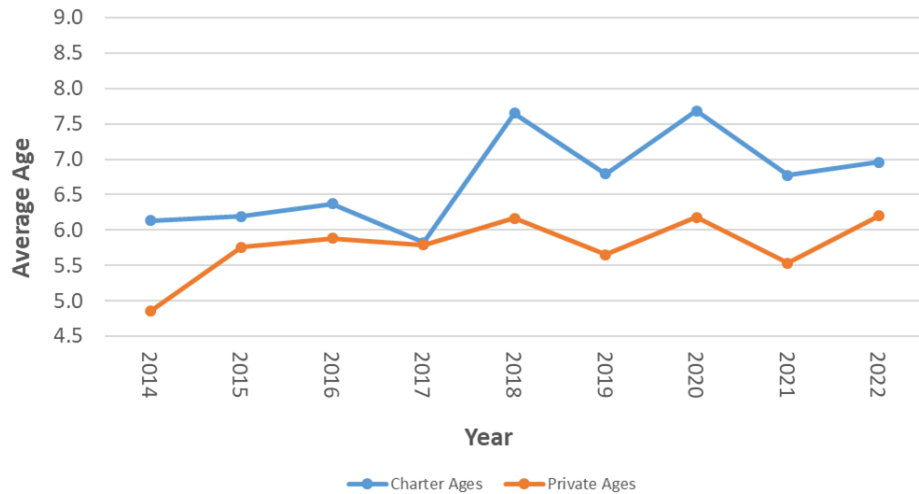


Lengths	Private	Charter
2014	24.0	25.9
2015	24.3	25.1
2016	24.3	25.1
2017	24.4	24.5
2018	24.7	26.1
2019	23.8	24.9
2020	24.0	25.4
2021	23.0	23.5
2022	23.3	23.6

*Lengths are in Inches Total Length

*2022 Data through end of snapper season

Average Private and Charter Red Snapper Ages (2014-2022)



Ages	Private	Charter
2014	4.9	6.1
2015	5.8	6.2
2016	5.9	6.4
2017	5.8	5.8
2018	6.2	7.6
2019	5.7	6.8
2020	6.2	7.7
2021	5.5	6.8
2022	6.2	7.0

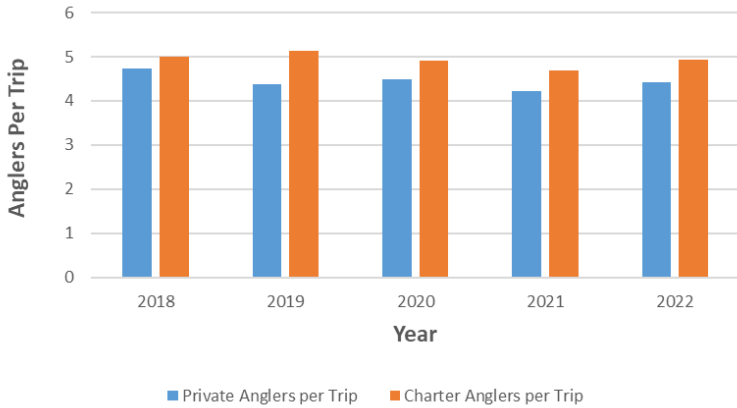
*June 1 used as birthday and fractional ages calculated based upon edge codes

*2022 ages are still being processed and table currently includes 207 charter age samples and 439 private samples

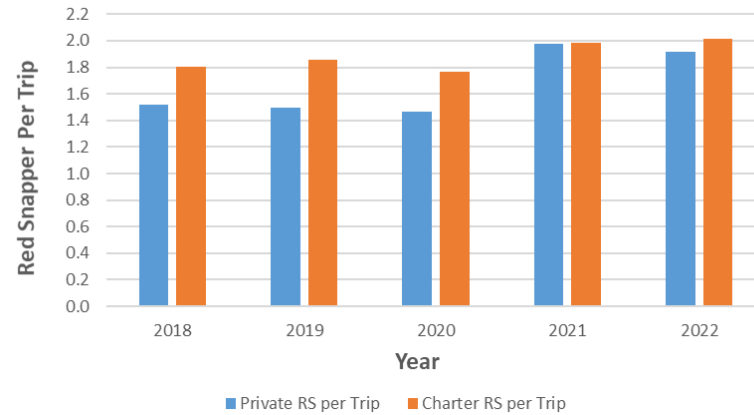


Red Snapper CPUE (2018-2022)

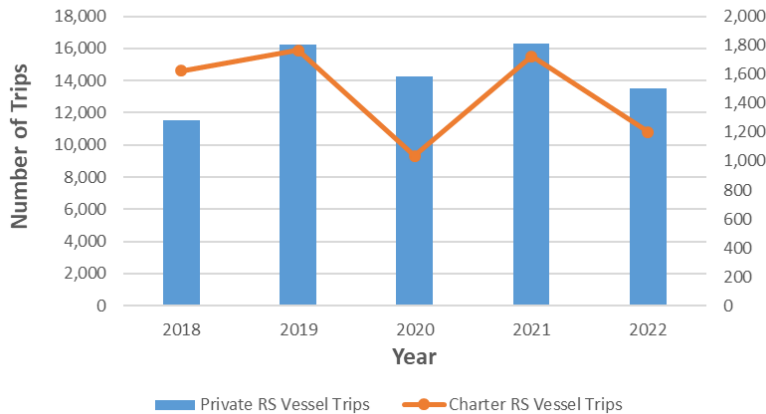
Anglers Per Trip



Red Snapper Per Angler Trip



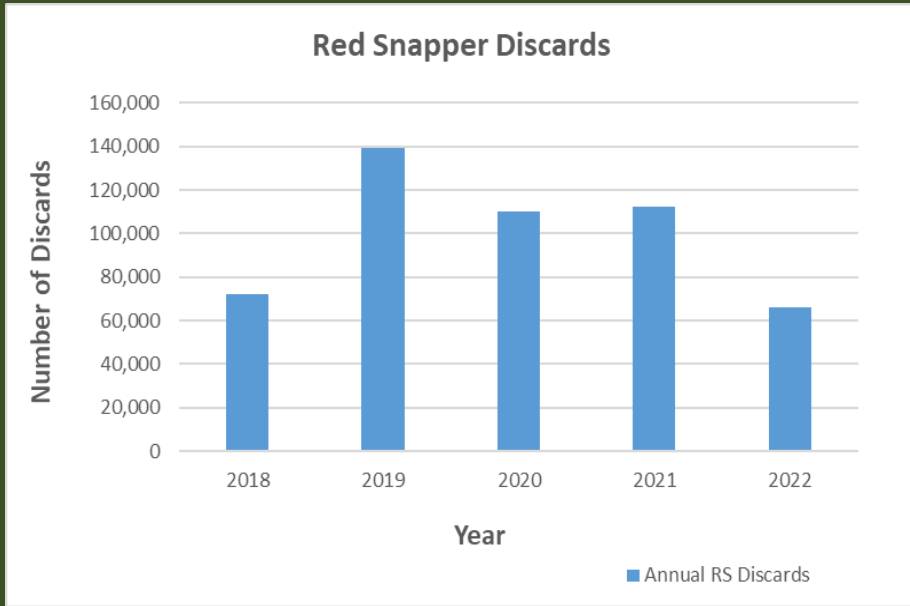
Red Snapper Vessel Trips



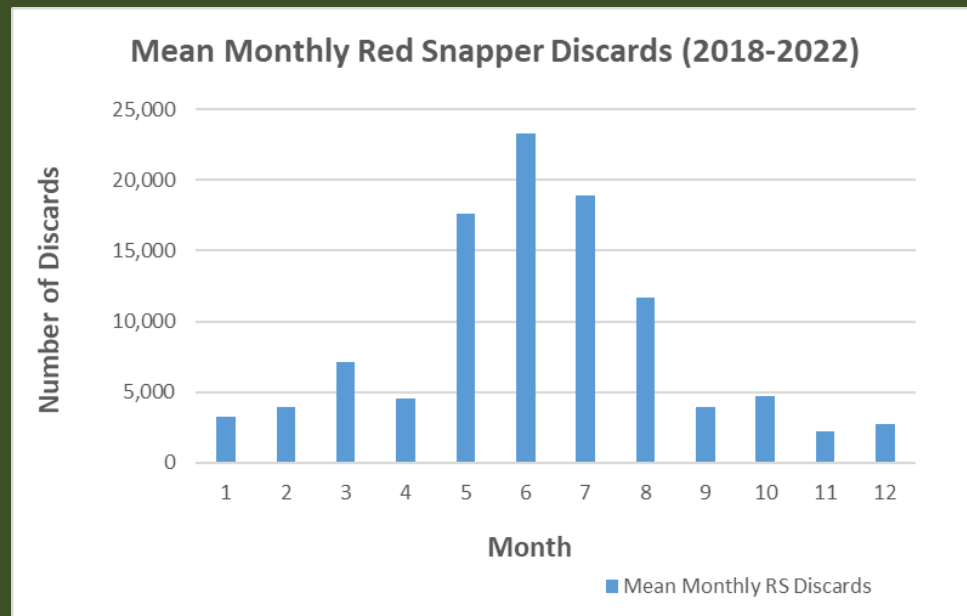
Mode	Year	Average Anglers Per Boat Trip	Estimated Targeted RS Angler Trips	Estimated RS Boat Trips
Charter	2018	4.99	8,104	1,624
Charter	2019	5.13	9,058	1,766
Charter	2020	4.92	5,084	1,034
Charter	2021	4.69	8,082	1,723
Charter	2022	4.93	5,917	1,201
Private	2018	4.73	54,665	11,546
Private	2019	4.38	71,059	16,220
Private	2020	4.49	64,115	14,285
Private	2021	4.22	68,790	16,303
Private	2022	4.41	59,700	13,524



Red Snapper Discards (2018-2022)



All trips for Private and Charter combined.



Questions ?

