



Gulf of Mexico Red Grouper and Gag Recreational Landings



NOAA
FISHERIES



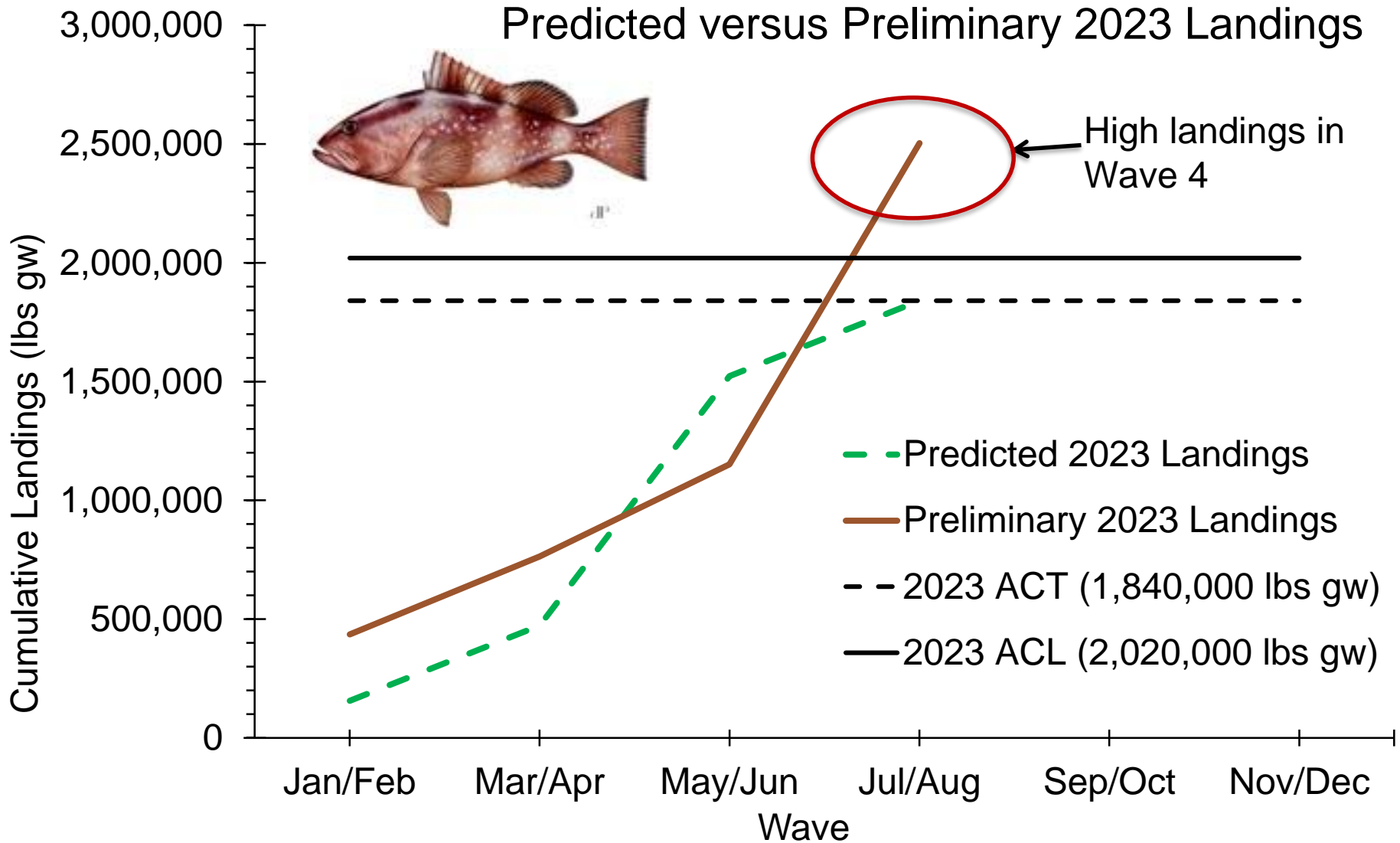
Gulf of Mexico Fishery Management Council
New Orleans, Louisiana
January 29-February 1, 2024

Gulf Red Grouper Recreational Fishing Regulations

- Closure Feb 1-Mar 31 deeper than 20 fathoms
- Minimum Size Limit: 20 inches TL
- Bag Limit: 2 red grouper
- Red grouper count towards combined 4 grouper bag limit
- 2023 Season: Jan 1-Jul 20 (projected in May using avg. 2021-22 landings)



Gulf of Mexico Red Grouper Cumulative Recreational Landings



*Data from Southeast Fisheries Science Center's Recreational ACL file

MRIP Wave 4 (July/August) Red Grouper Landings Estimate

- 2023 Landings are preliminary at this time
- 99% of landings from MRIP
 - Private: 1,228,256 lbs gw, PSE = 48%
 - Charter: 115,221 lbs gw, PSE = 37%
- 1% from Headboat (8,663 lbs gw)
- No LA Creel or TX landings (not yet reported)



Review of Wave 4 Red Grouper Landings Estimate

- Reviewed by NMFS and FWC
- Investigated data for:
 - Outliers, non-representative interviews
 - Sample sizes
 - Differences in interview frequency (closed vs. open seasons)
- Majority of landings occurred early in wave (similar to 2022)
- 1,371 private boat intercepts
 - 240 intercepts of federal water trips
 - 19 trips intercepted for red grouper




Next Steps

- Continuing review to understand differences
 - Appear to be driven by effort and not dockside intercepts
- Landings finalized in spring
- SERO will project 2024 season
 - AM: no payback; manage to ACT
 - Projections use multiple years of data; estimates with high uncertainty may not be used for projections
- SEDAR 88 (Gulf Red Grouper) is considering SRFS in place of MRIP

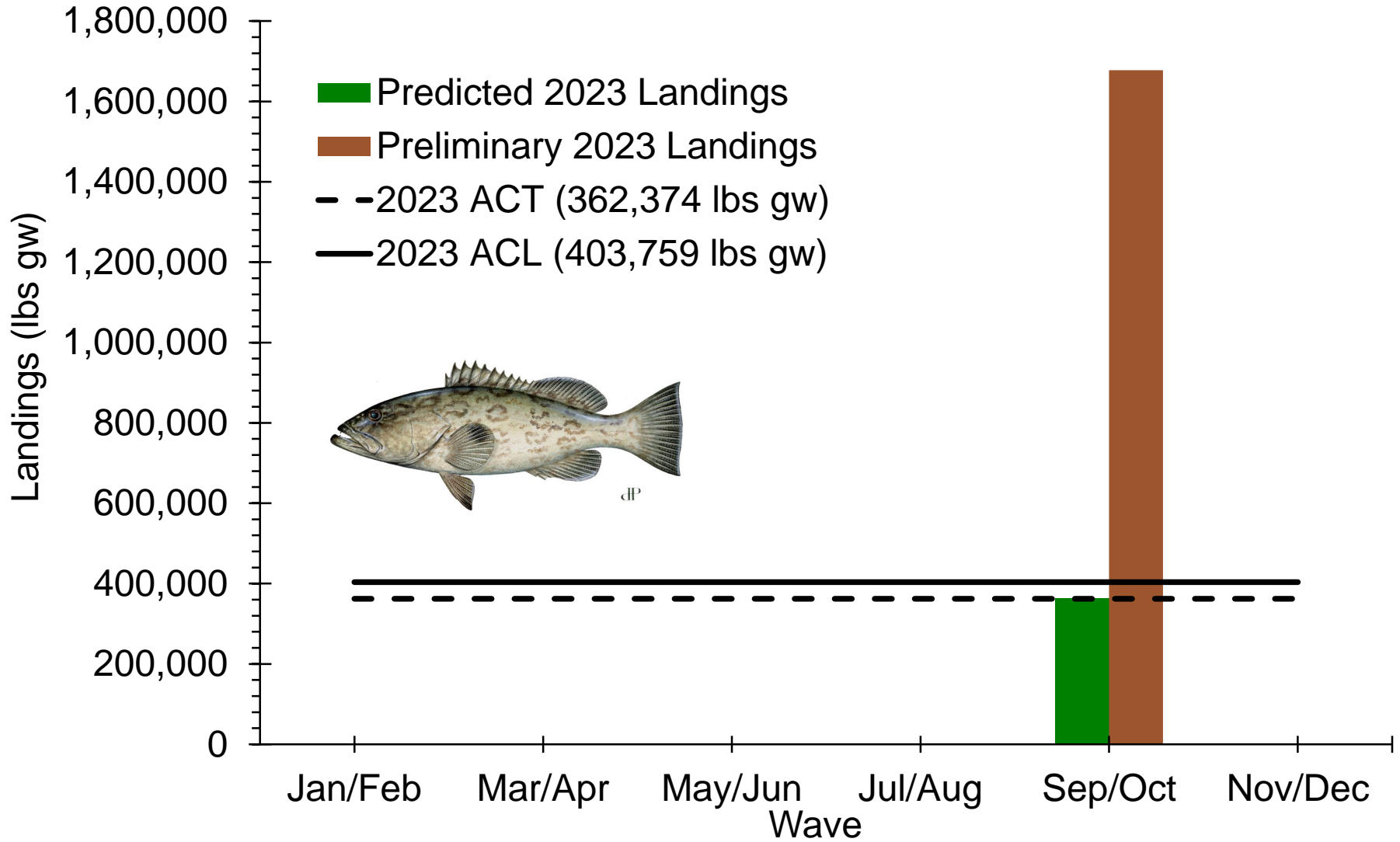


Gulf Gag Grouper Recreational Fishing Regulations

- Closed Season January 1 to August 31
- Minimum Size Limit: 24 inches TL
- Bag Limit: 2 gag grouper
- Gag count towards combined 4 grouper bag limit
- 2023 season: September 1 to October 18



Gulf of Mexico Gag Grouper Predicted vs. Preliminary Landings



*Data from Southeast Fisheries Science Center's Recreational ACL file


MRIP Wave 5 Gag Grouper Landings Estimate

- 99% of landings from MRIP
 - Private: 1,399,513 lbs gw, 42% PSE
 - Charter: 162,832 lbs gw, 33% PSE
 - Shore: 106,602 lbs gw, 98% PSE
- 1% of landings from Headboat (8,644 lbs gw)
- No TX landings (not yet reported)




Review of Wave 5 Gag Grouper Landings Estimate

- Still undergoing review by NMFS and FWC
- MRIP-FES 7x higher than SRFSS
 - Average difference 2020-2023 ~3x
- Intercepts
 - 1 shore, 15 private, 16 charter



Next Steps

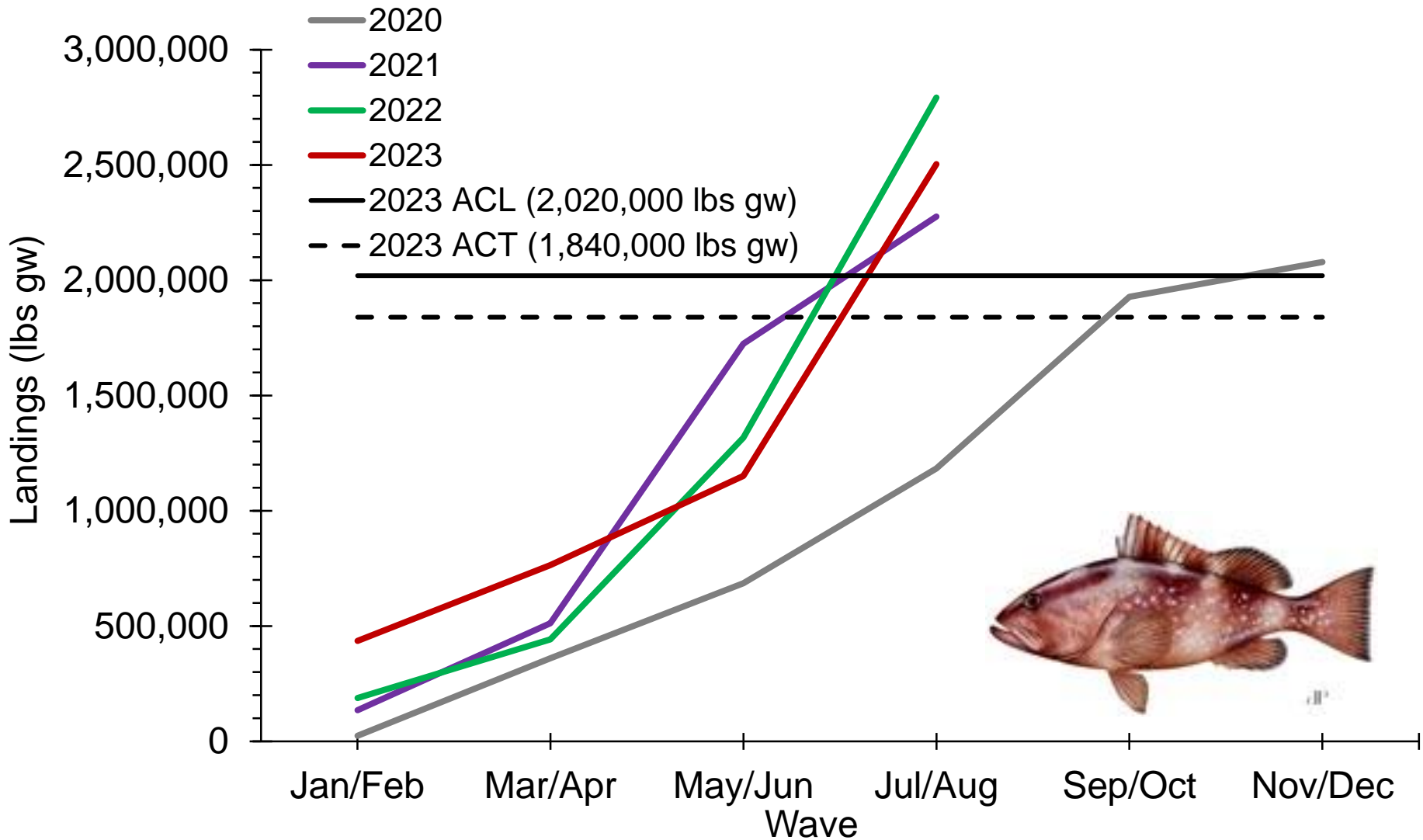
- Complete review of landing estimates
- Investigating 2 highly influential APAIS intercepts
- Any changes would be available in February 2024
- Landings finalized in spring
- A56 approved: will monitor in SRFS in 2024+
- Determine overage
 - AM – payback amount of ACL overage unless best scientific information available determines lesser, greater or no overage adjustment is necessary



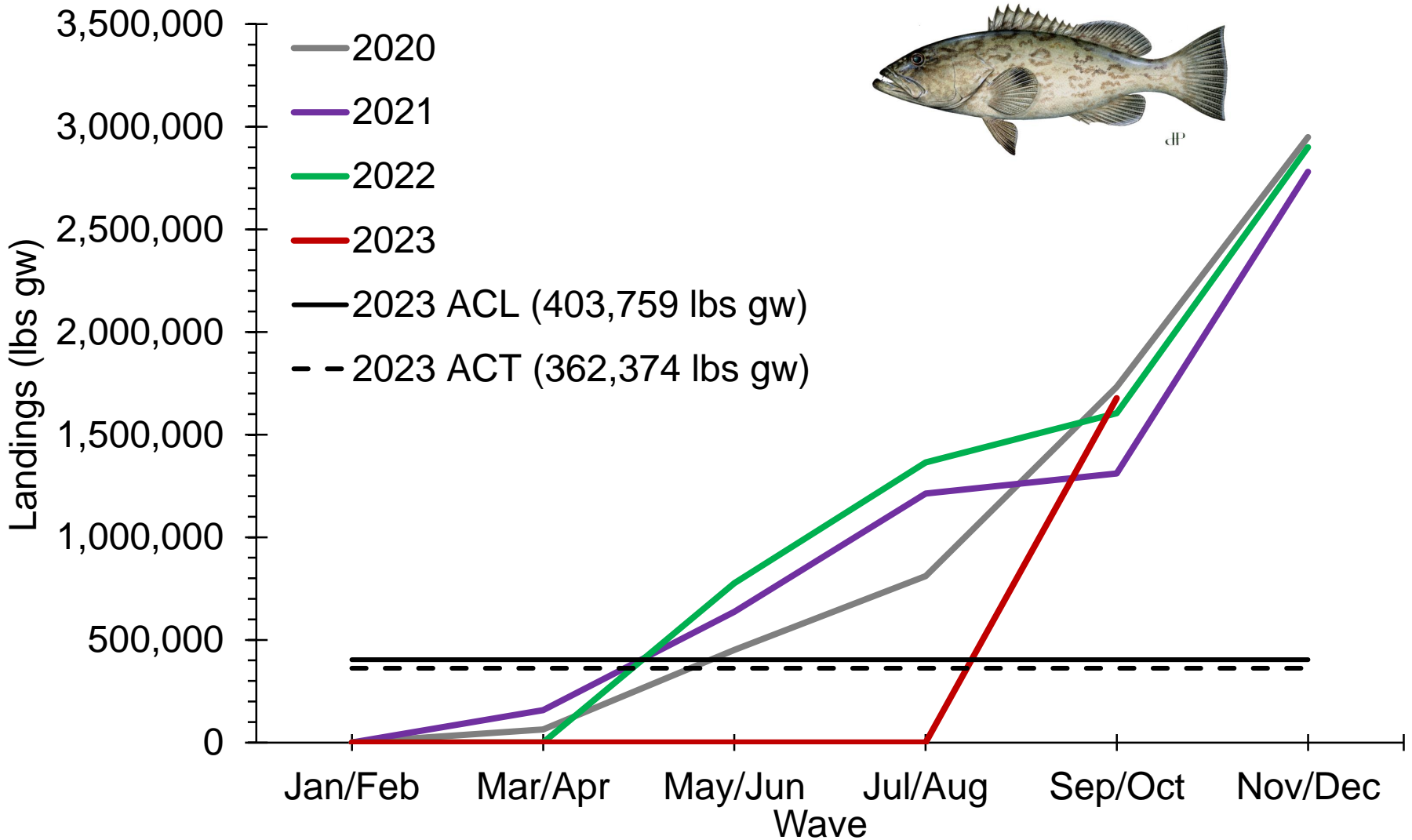
Questions?



Gulf of Mexico Red Grouper Cumulative Recreational Landings



Gulf of Mexico Gag Grouper Cumulative Recreational Landings



*Waves with 100% of Federal Waters closed were not added to the figure