

Gulf of Mexico CMP Annual Catch Limits Landings

Commercial

2019-2020 Preliminary Landings

Species Complex	Date Landings Available Through	Current Landings (lb)	Quota (lb)	Quota (%)	ACL (lb)	ACL (%)	Current Status
King Mackerel – Western Zone	9/21/2020	1,188,265	1,096,000	108.4	2,164,600	98.7	Closed 11/21/2019
King Mackerel – Northern Zone		317,307	493,200	64.3			Open
King Mackerel – Southern Zone (Hook and Line)		629,939	575,400	109.5	530,043	98.4	Closed 3/4/2020
King Mackerel – Southern Zone (Gillnet) ^{a,b}		521,318	530,043	98.4			Closed 2/25/2020

^aOpening date is the Tuesday after MLK Day (January 21, 2020).

^bKM gillnet had an ACL overage in 2018/2019, therefore there is a payback on the 2019/2020 gillnet ACL.

2018-2019 Final Landings

Species Complex	Date Landings Available Through	Current Landings (lb)	Quota (lb)	Quota (%)	ACL (lb)	ACL (%)	Current Status
King Mackerel – Western Zone	4/20/2020	1,090,596	1,116,000	97.7	2,204,100	98.7	Closed 10/5/2018 and 11/19/2018
King Mackerel – Northern Zone		397,926	502,200	79.2			Was open all year
King Mackerel – Southern Zone (Hook and Line)		687,587	585,900	117.4	585,900	107.7	Closed 2/22/2019
King Mackerel – Southern Zone (Gillnet) ^a		631,257	585,900	107.7			Closed 2/8/2019

^aOpening date is the Tuesday after MLK Day (January 22, 2019).

Recreational

2019-2020 Preliminary Landings (lb) by Two-month Wave

Species Complex	Jul-Aug	Sept-Oct	Nov-Dec	Jan-Feb	Mar-Apr	May-June	Total Reported	ACL (lb)	ACL (%)	Current Status
King Mackerel	290,621	362,963	108,673	18,011	5,790		786,057	5,810,000	14.0	Open

Note: The recreational fishing year for king mackerel is July 1 through June 30.

2020 recreational landings include data from MRIP or MRFSS calibrated to MRIP from January 1 to February 29, 2020. Headboat landings are available from January 1 to April 30, 2020. LA Creel landings are available from January 1 to July 12, 2020. TPWD landings for 2020 are COMING SOON. 2019 recreational landings include data from MRIP or MRFSS calibrated to MRIP, LA Creel, and Headboat from January 1 to December 31, 2019 and TPWD from January 1 to November 20, 2019.

2018-2019 Preliminary Landings (lb) by Two-month Wave

Species Complex	Jul-Aug	Sept-Oct	Nov-Dec	Jan-Feb	Mar-Apr	May-June	Total Reported	ACL (lb)	ACL (%)	Current Status
King Mackerel	805,817	211,810	188,784	75,220	570,297	417,941	2,269,869	6,040,000	37.6	Was open all year

Note: The recreational fishing year for king mackerel is July 1 through June 31.

2019 recreational landings include data from MRIP or MRFSS calibrated to MRIP, LA Creel, and Headboat from January 1 to December 31, 2019 and TPWD from January 1 to November 20, 2019. 2018 MRIP or MRFSS calibrated to MRIP, LA Creel, Headboat, and TPWD recreational landings are final.

Stock

Species Complex	Date Landings Available Through	Landings (lb)	Total Reported	ACL (lb)	ACL (%)	Status
Spanish Mackerel (commercial)	9/21/2020*	256,886	180,772	11,300,000	2.3	Open
Spanish Mackerel (recreational)		NA				
Cobia (commercial)		28,333	48,396	1,660,000	2.9	Open
Cobia (recreational)		20,063				

Note: The fishing year for Spanish mackerel is from April 1, 2020 through March 31, 2021. The cobia fishing year is from January 1 through December 31, 2020.

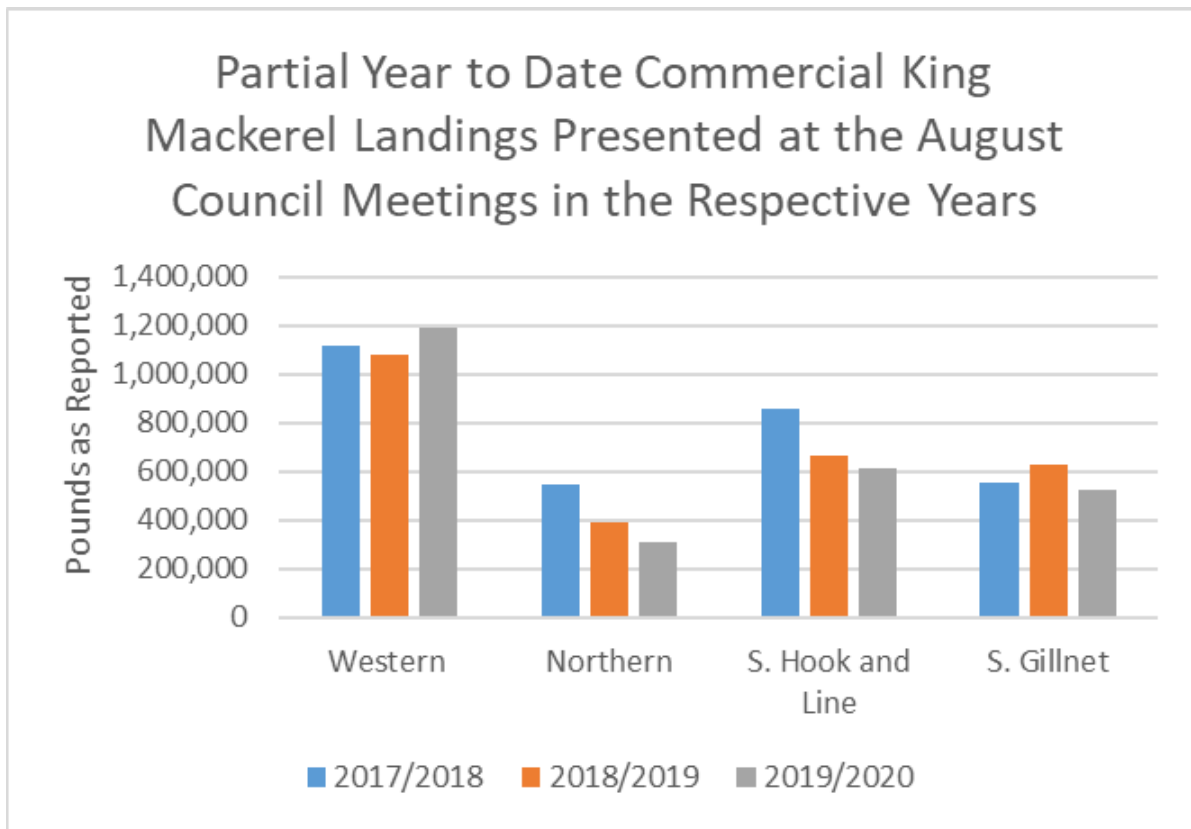
*2020 commercial landings available as of August 11, 2020. 2020 recreational landings include data from MRIP or MRFSS calibrated to MRIP from January 1 to February 29, 2020. Headboat landings are available from January 1 to April 30, 2020. LA Creel landings are available from January 1 to July 12, 2020. TPWD landings for 2020 are COMING SOON.

Species Complex	Date Landings Available Through	Landings (lb)	Total Reported	ACL (lb)	ACL (%)	Status
Spanish Mackerel (commercial)	9/21/2020*	990,725	2,913,219	11,300,000	25.8	Was open all year
Spanish Mackerel (recreational)		1,922,494				
Cobia (commercial)		35,225	631,022	1,660,000	38.0	Was open all year
Cobia (recreational)		595,797				

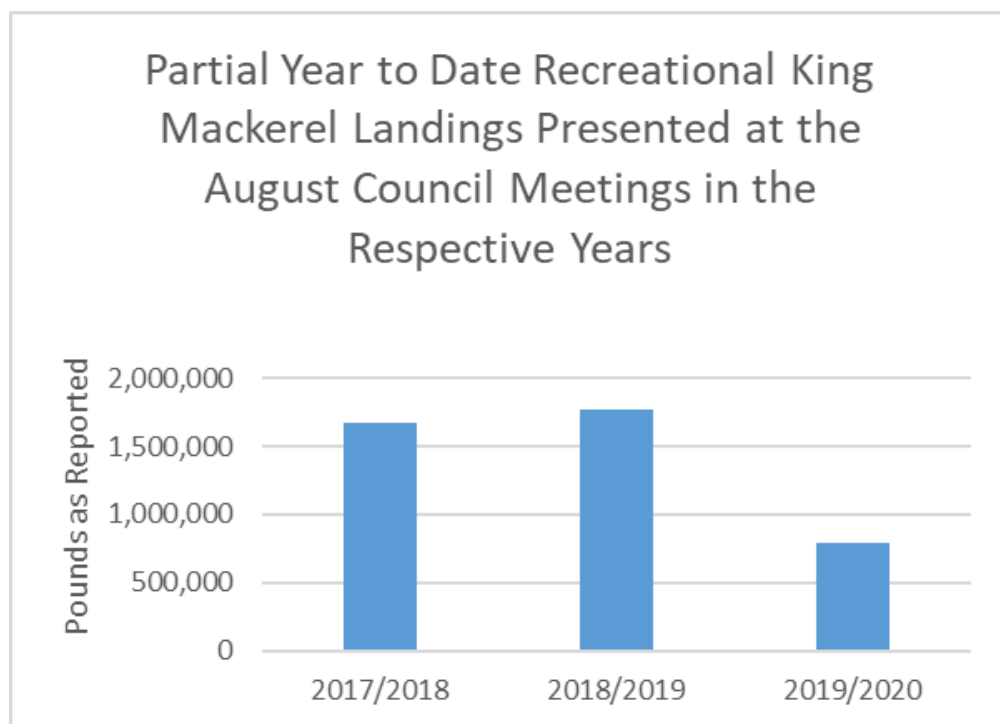
Note: The fishing year for Spanish mackerel was from April 1, 2019 through March 31, 2020. The cobia fishing year was from January 1 through December 31, 2019.

*2020 commercial landings available as of August 11, 2020. 2020 recreational landings include data from MRIP or MRFSS calibrated to MRIP from January 1 to February 29, 2020. Headboat landings are available from January 1 to April 30, 2020. LA Creel landings are available from January 1 to July 12, 2020. TPWD landings for 2020 are COMING SOON. 2019 commercial landings are complete. 2019 recreational landings include data from MRIP or MRFSS calibrated to MRIP, LA Creel, and Headboat from January 1 to December 31, 2019 and TPWD from January 1 to November 20, 2019.

Partial Year to Date Landings Presented at the August Council Meetings in the Respective Years

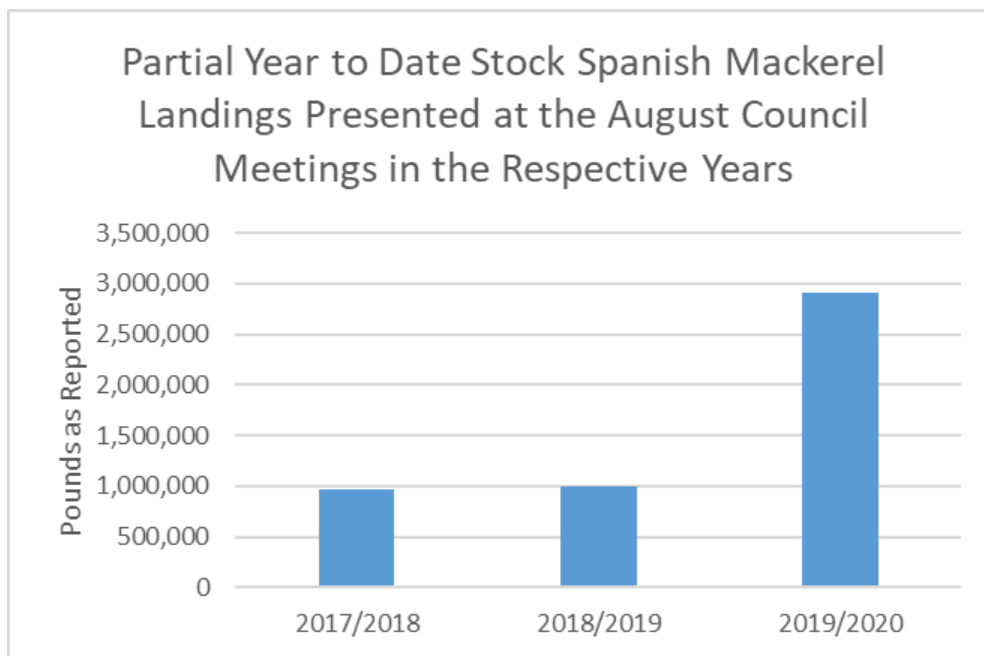
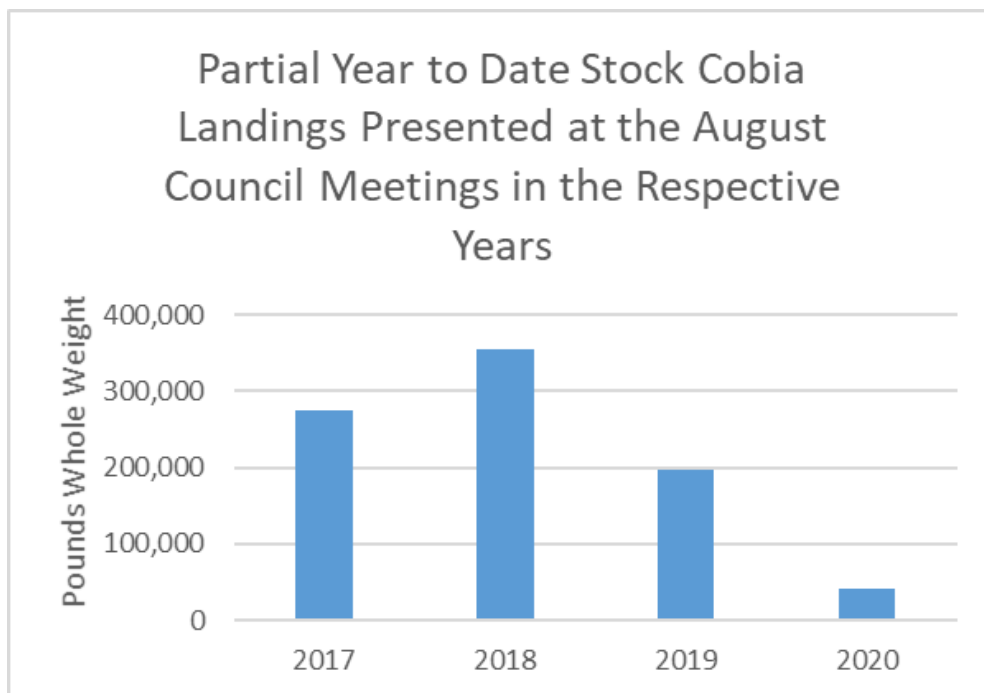


Note: Landings presented at the August 2018 (2017/2018), August 2019 (2018/2019), and August 2020 (2019/2020) Council meetings.



Note: Landings presented at the August 2018 (2017/2018), August 2019 (2018/2019), and August 2020 (2019/2020) Council meetings.

Partial Year to Date Landings Presented at the August Council Meetings in the Respective Years



Note: Landings presented at the August 2018 (2017/2018), August 2019 (2018/2019), and August 2020 (2019/2020) Council meetings.