




June 15-18, 2020 Gulf of Mexico Fishery Management Council Meeting

How to Join the Virtual Council Meeting



Step 1:

Download the Adobe Connect Application*

Using a computer

- Windows: <http://www.adobe.com/go/Connectsetup>
- Mac: <http://adobe.com/go/ConnectSetupMac>



Using a phone

- Search for “Adobe Connect” in your app store

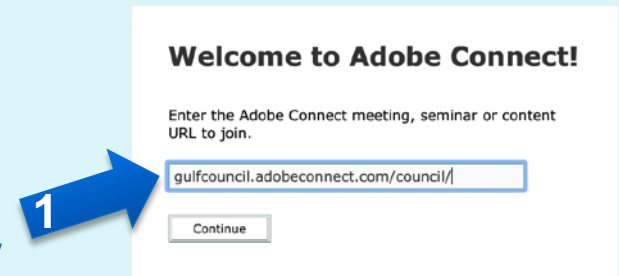
*we recommend you download the app however, you may join the meeting through your web browser without downloading the app by clicking:

<https://gulfcouncil.adobeconnect.com/council/>

Step 2: Join the meeting

During scheduled meeting times open your Adobe Connect Application.

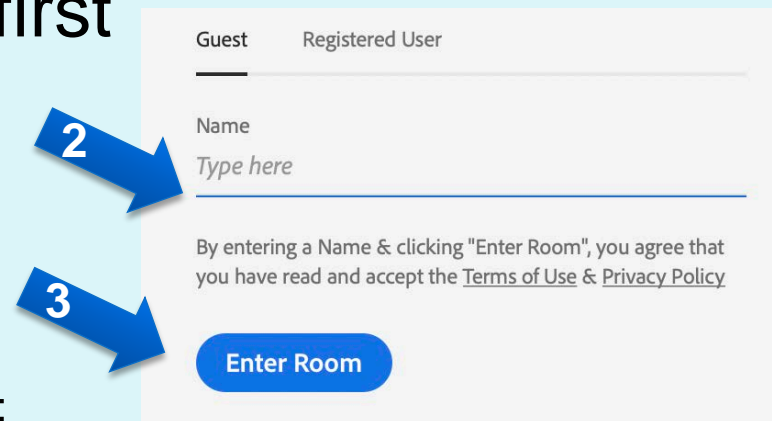
1. Enter the following meeting url:
gulfcouncil.adobeconnect.com/council/
2. Select 'Guest' and type your first and last name
3. Click 'Enter Room'



Welcome to Adobe Connect!

Enter the Adobe Connect meeting, seminar or content URL to join.

Continue



Guest Registered User

Name

Type here

By entering a Name & clicking "Enter Room", you agree that you have read and accept the [Terms of Use](#) & [Privacy Policy](#)

Enter Room

*To join using your web browser simply click this link:
<https://gulfcouncil.adobeconnect.com/council/>

Step 2: Join the Meeting

4. Click “Request entry”



Adobe Connect

GMFMC Council Meetings

Greetings and welcome to GMFMC's June 15-18, 2020 Council meeting.

Please click the REQUEST ENTRY button below to join the meeting. (Note: You will not be able to gain entry until June 15 or after)

Please check our meeting page for our June meeting schedule:
<https://gulfcouncil.org/meetings/council/jun-council-meeting-2020/> (copy and paste into a browser)

Thank you for attending!

Request Entry

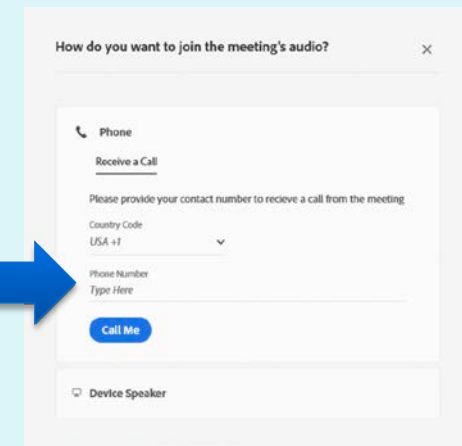
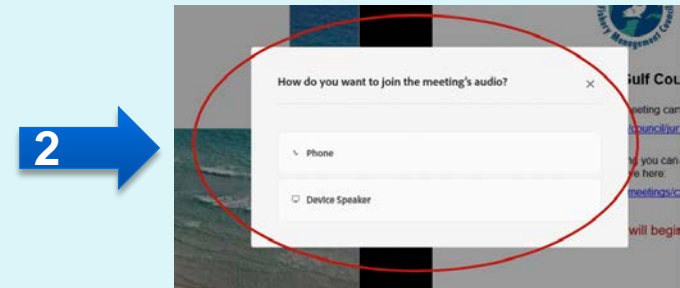
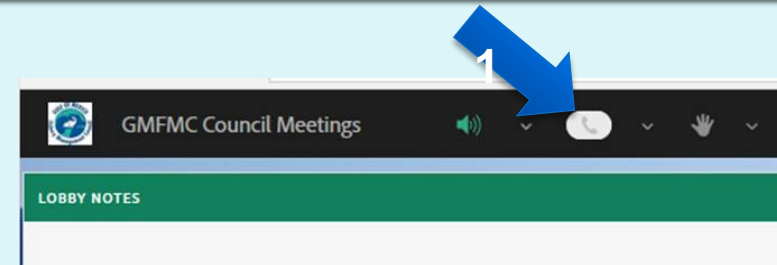
Once you are granted access, you will automatically join the meeting



Step 3: Connect Audio

You may listen to the audio portion of the meeting on the webinar or by phone.

1. To select your preference, click the phone icon
2. Chose the audio method you prefer
3. If you chose to listen by phone, provide your phone number and you will receive a call from the meeting.
4. If you chose to listen through computer audio, you may want to use a headset or earphones.



Step 4:

How to Give Public Comment

Public Comment will be held from 1:20 - 3:30 PM EDT on Wednesday, June 17, 2020.

1. To give public testimony you will need to join the meeting audio by dialing: **844-467-8947**. You will be asked to provide your first and last name to the operator.
2. Once the chairman begins public testimony you will be instructed on how to indicate your desire to speak. Speakers will be put in queue and will be called upon in the order they enter the queue.
3. The operator will let you know when it's your turn to speak. You will lose your place in the queue if you are not present when called.
4. When it's your turn, introduce yourself. You will have three minutes to comment. There will be a countdown timer visible on screen. Stay tuned after speaking for any questions the Council may have for you.

Trouble Shooting

If you have trouble joining the meeting, require assistance, or have questions, contact:

Jessica Matos

- Jessica.matos@gulfcouncil.org
- 603-361-4481

Camilla Shireman

- Camilla.shireman@gulfcouncil.org
- 317-652-4933

