



Nov 30 – Dec 1, 2020 Gulf of Mexico Fishery Management Council Meeting


# How to Attend the Virtual Council Meeting



# Step 1: Adobe Connect

## Download the Adobe Connect Application\*

Adobe Connect Icon



### Using a computer

- Windows: <http://www.adobe.com/go/Connectsetup>
- Mac: <http://adobe.com/go/ConnectSetupMac>

### Using a phone

- Search for “Adobe Connect” in your app store

\*we recommend you download the app however, you may join the meeting through your web browser without downloading the app by clicking:

<https://gulfcouncil.adobeconnect.com/council/>

# Step 2: Visual Join the webinar

Open your Adobe Connect Application by clicking on the icon.



1. Enter the following meeting url:  
[gulfcouncil.adobeconnect.com/council/](https://gulfcouncil.adobeconnect.com/council/)
2. Select 'Guest' and type your first and last name
3. Click 'Enter Room'

**Welcome to Adobe Connect!**

Enter the Adobe Connect meeting, seminar or content URL to join.


Guest     Registered User

---

Name  
*Type here*

---

By entering a Name & clicking "Enter Room", you agree that you have read and accept the [Terms of Use](#) & [Privacy Policy](#)

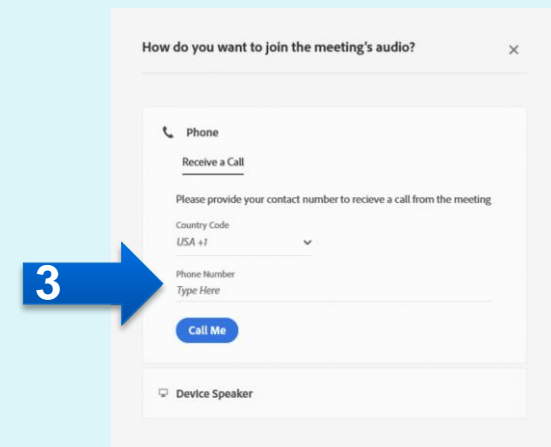
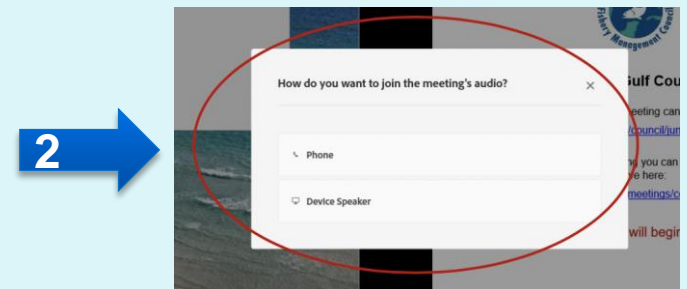
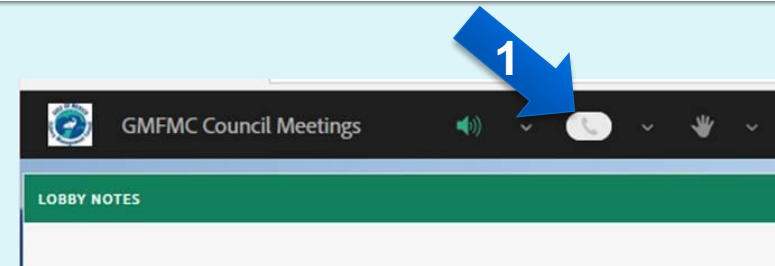


\*To join using your web browser simply click this link:  
<https://gulfcouncil.adobeconnect.com/council/>

# Step 3: Audio Connect Audio

You may listen to the audio portion of the meeting on the webinar or by phone.

1. To select your preference, click the phone icon.
2. Chose the audio method you prefer.
3. If you chose to listen by phone, provide your phone number and you will receive a call from the meeting within seconds.
4. If you chose to listen through computer audio, you may want to use a headset or earphones.



# Step 4:

## How to Give Public Comment

**Public Comment will be held in two segments on Tuesday, December 1, 10:30 AM - 12:30 PM and 1:30 – 2:30 PM**

*Note: We will terminate audio during lunch, 12:30-1:30 PM. You will need to dial in again after lunch to be reconnected.*

1. To give public testimony you will need to join the meeting audio by dialing:

**833-970-2435**

2. It is also recommended that you join the visual part of the meeting by logging in here:  
**[gulfcouncil.adobeconnect.com/council/](https://gulfcouncil.adobeconnect.com/council/)**
3. Once the chairman begins public testimony you will be instructed on how to indicate your desire to speak. Speakers will be put in queue and will be called upon by an operator in the order they enter the queue.
4. The operator will let you know when it's your turn to speak. You will lose your place in the queue if you are not present when called. The operator will introduce you to the council.
5. Next, please state your first and last name. You will have three minutes to comment. There will be a countdown timer visible on screen. Stay tuned after speaking for any questions the Council may have for you.

# Additional Help is Available

If you have trouble joining the meeting, require assistance, or have questions, contact:

Beth Hager

[Beth.Hager@gulfcouncil.org](mailto:Beth.Hager@gulfcouncil.org)

813-495-5291

Camilla Shireman

[Camilla.Shireman@gulfcouncil.org](mailto:Camilla.Shireman@gulfcouncil.org)

317-652-4933

**Jessica Matos – AVAILABLE DEC 1<sup>ST</sup> ONLY**

[Jessica.Matos@gulfcouncil.org](mailto:Jessica.Matos@gulfcouncil.org)

603-361-4481

