2016 Gulf of Mexico Shrimp Effort Estimates

Rick A. Hart, Ph.D.
National Marine Fisheries Service
Galveston Laboratory
April 2018

How Cellular Electronic Logbooks (cELBs) Work

The goal of the current cELB program is to develop a better system to collect effort data in the Gulf of Mexico shrimp fishery.

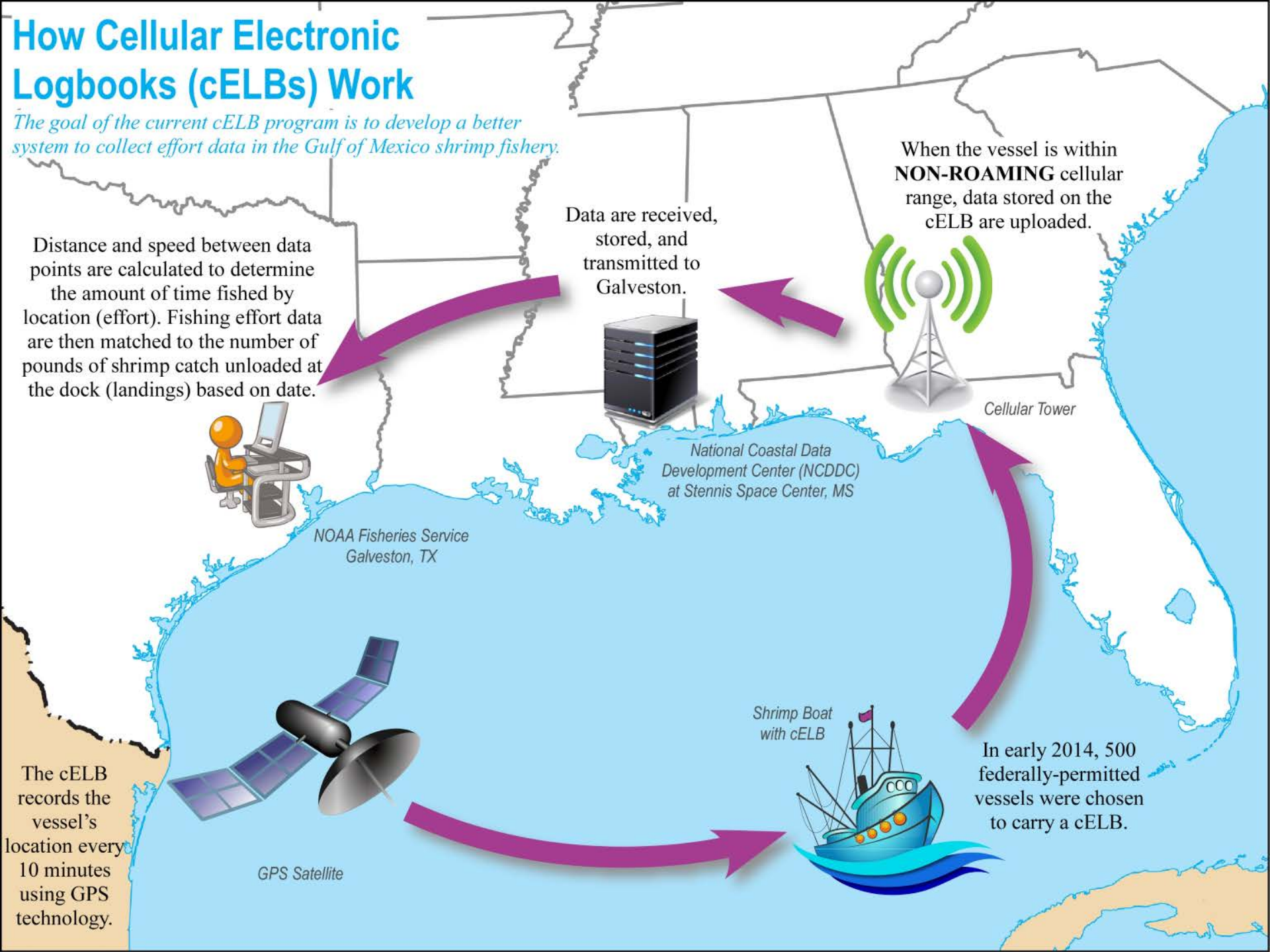

Distribution of cELB Effort: Jan–Apr 2016

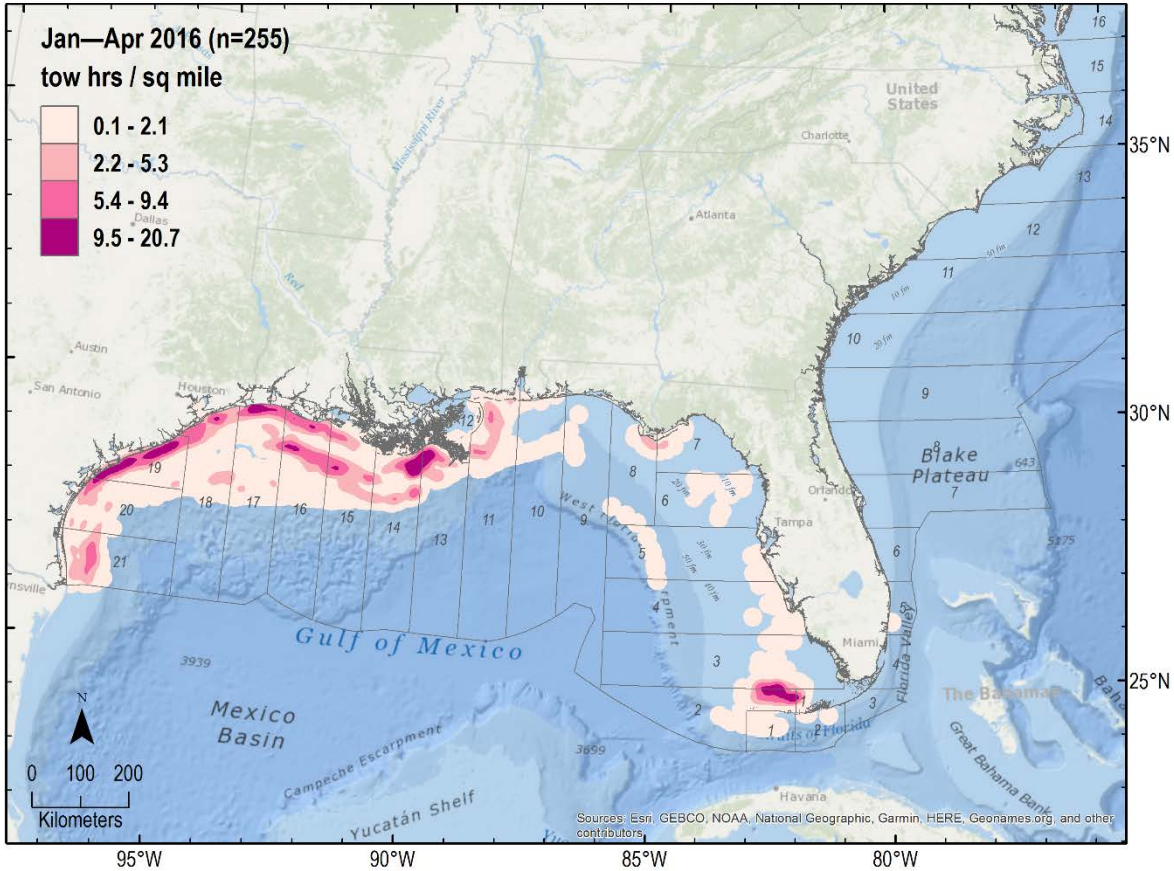

Distribution of cELB Effort: May–Aug 2016

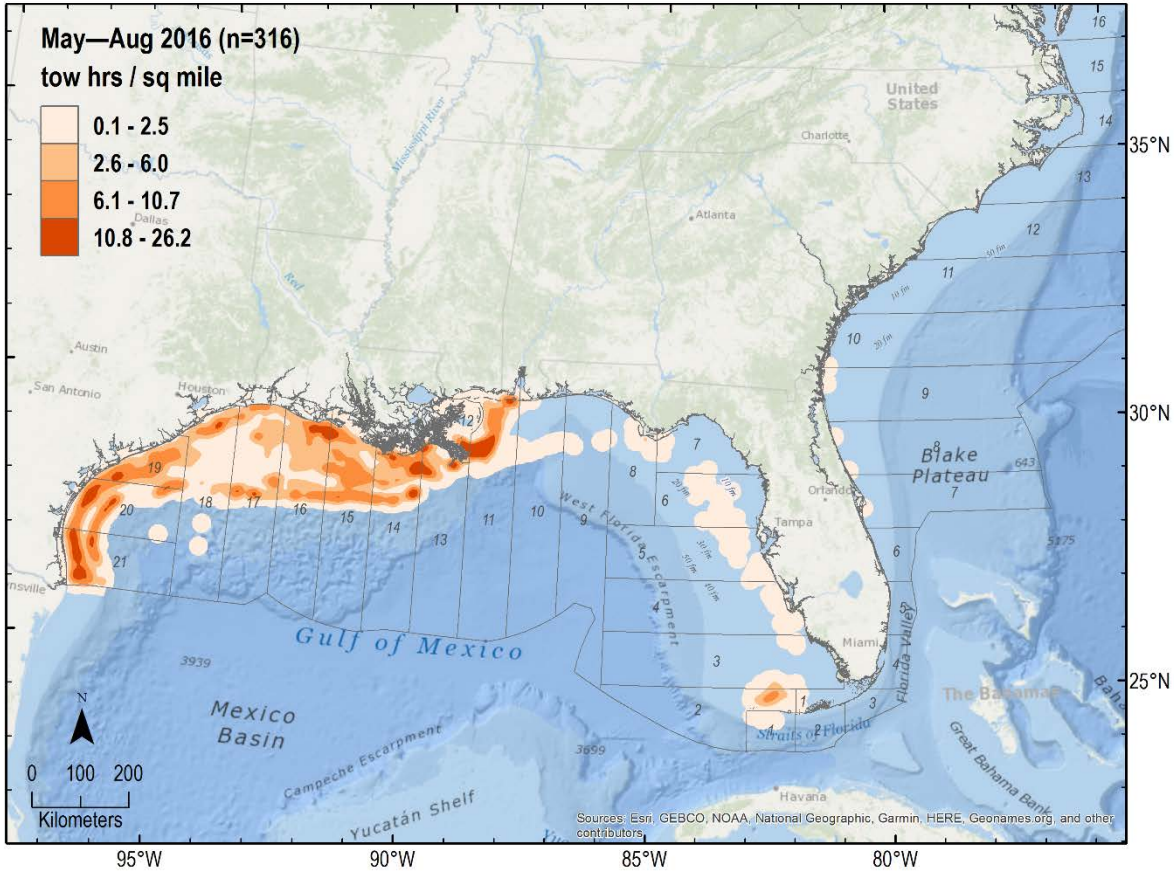

Distribution of cELB Effort: Sept–Dec 2016

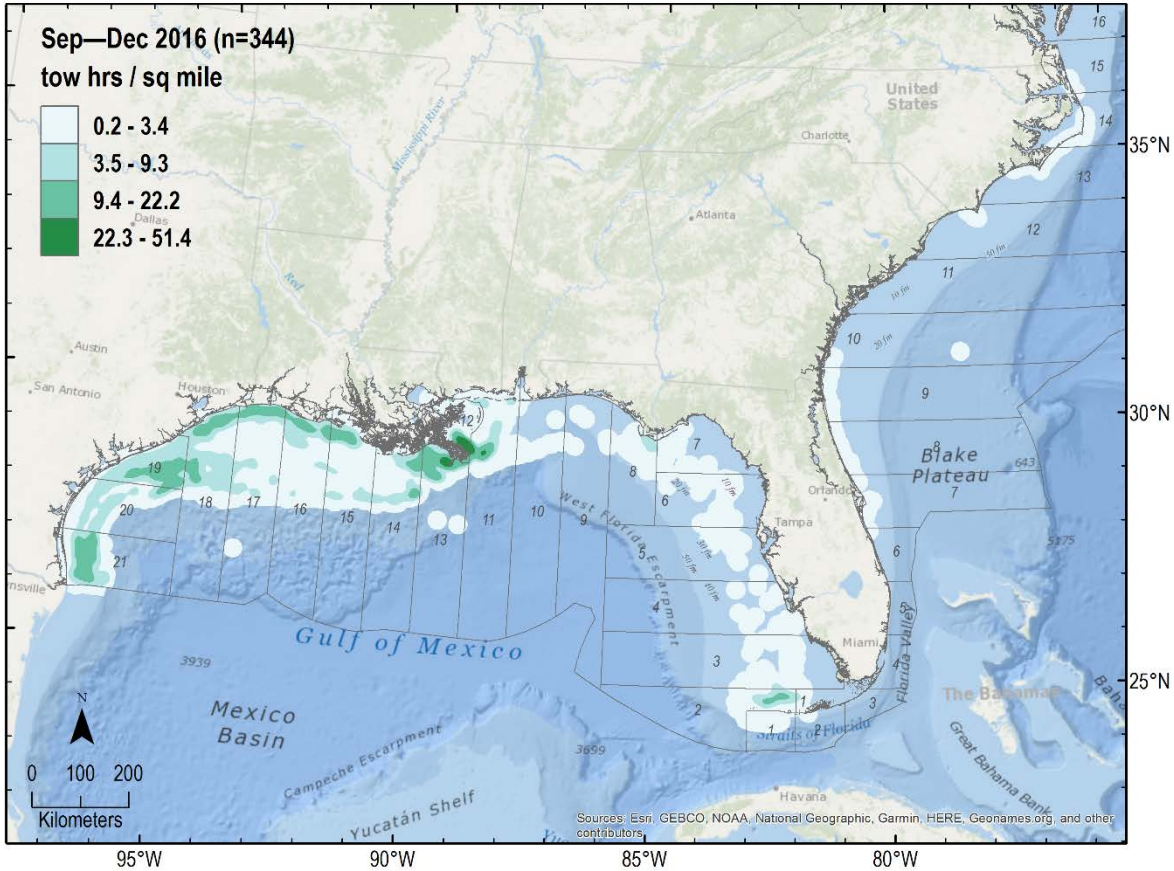

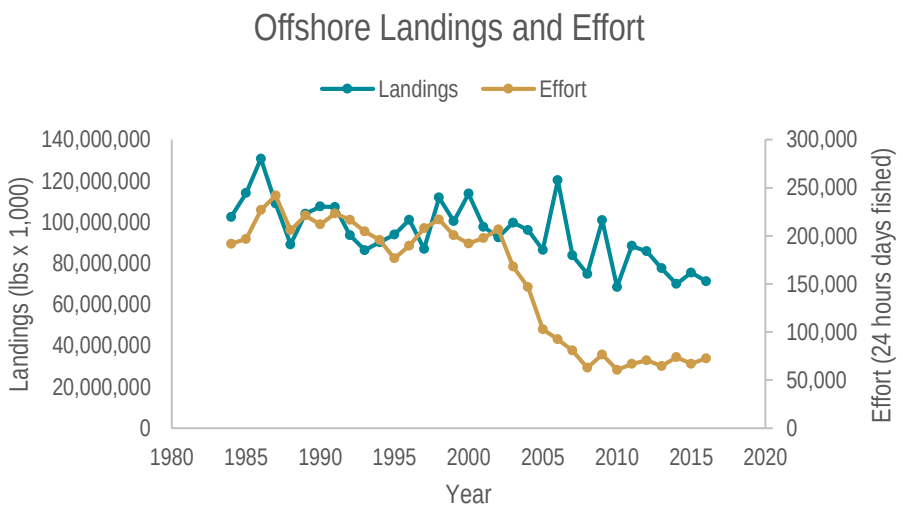
Offshore Landings and Effort
Landings
Effort
Landings (lbs x 1,000)
140,000,000
120,000,000
100,000,000
80,000,000
60,000,000
40,000,000
20,000,000
0
Effort (24 hours days fished)
300,000
250,000
200,000
150,000
100,000
50,000
0
1980
1985
1990
1995
2000
2005
2010
2015
2020
Year

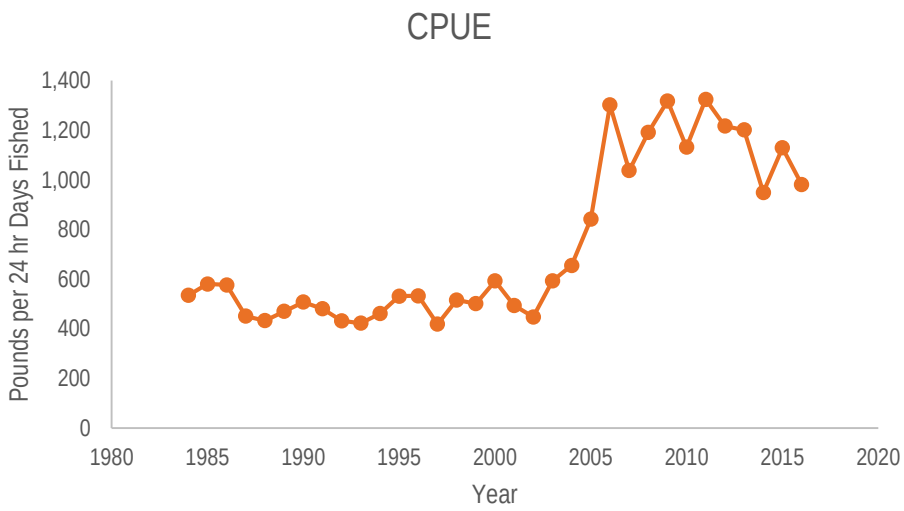
CPUE
Pounds per 24 hr Days Fished
1,400
1,200
1,000
800
600
400
200
0
1980
1985
1990
1995
2000
2005
2010
2015
2020
Year

2016 Effort Estimates

Prepared: Tue Sep 5 15:15:35 2017 based on 2016 landings file dated 2017-07-30

Table 1: 2016 Effort Estimates – Trimesters 1-3

description	Landings	Effort	low	high
Total Offshore	71258910	72609	70519	74700
SZ10-21 10-30f	25560234	26028	25021	27036
SZ10-21 Offshore	65183088	66267	64361	68173
SZ13-21 10-30f	22462860	24103	23107	25099
SZ13-21 Offshore	57523863	60641	58785	62497

Table 2: Cumulative Mean Baseline Effort 2001-2003

desc	tri.1	tri.2	tri.3
s1021d1030	10043	54800	82811
s1321d1030	9319	50341	75262

Table 3: Percent Reduction of Effort from Baseline 2001-2003

desc	pctRed
SZ10-21 10-30f	0.6857
SZ13-21 10-30f	0.6797

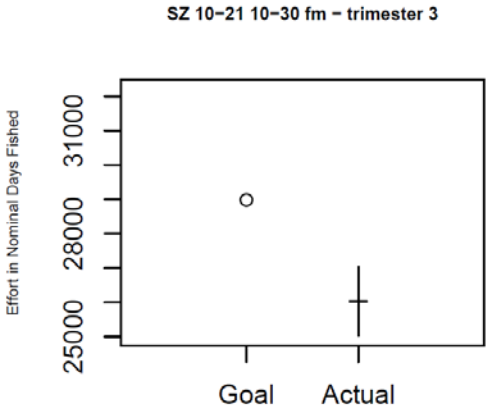

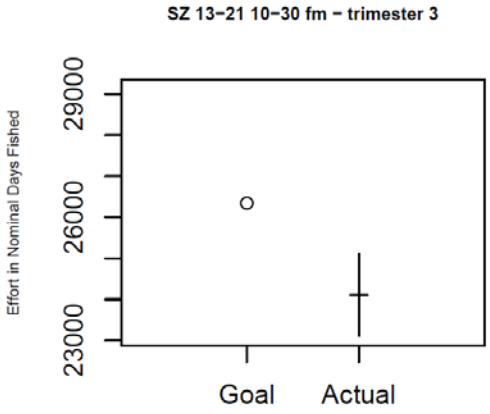

2016 Effort Estimates

Area	Depth	Landings (pounds-heads off)	Effort (nominal days fished)	Baseline	Percent Decrease from Baseline
Offshore		71,258,910	72,609	-	-
Stat Zone 10–21	10–30 fathom	25,560,234	26,028	82,811	68.6%
Total Effort (in-offshore)			103,997		

NMFS cELB Shrimp Effort Estimates

- Effort data collected with the NMFS cellular Electronic Logbooks (cELB)
- Effort in the 10-21 stat zone and 10-30 fathom zone for 2016 is at 68.6% of the baseline

Summary

- 2016 Effort in the Red Snapper zone is below the baseline (68.6%)
- Offshore effort equaled 72,609 days fished
- Offshore landings equaled 71.2 mill lbs.
- Offshore CPUE while lower than 2015, still high at 981 lbs per days fished

Acknowledgements

We thank the following groups/individuals for their significant contributions in making these effort estimates and cELB program a success:

- Gulf of Mexico Shrimp Fishing Industry
- Dr. Benny Gallaway, John Cole, and LGL Ecological Research Associates, Inc.
- Gulf of Mexico Fishery Management Council and Shrimp SSC and AP
- Southern Shrimp Alliance – Mr. John Williams
- Gulf of Mexico Commercial Shrimp Fishermen